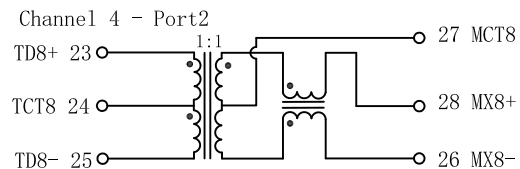
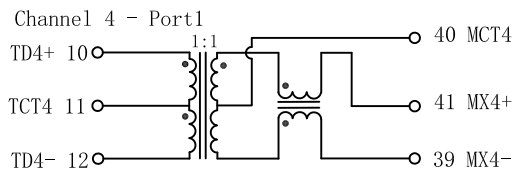
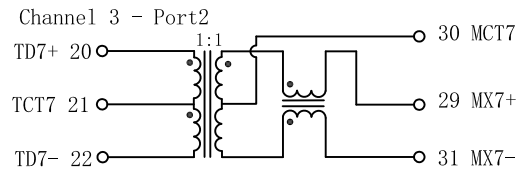
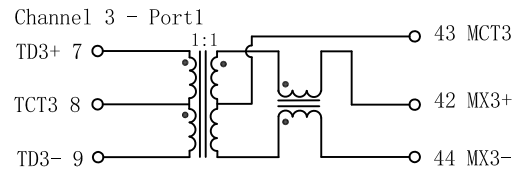
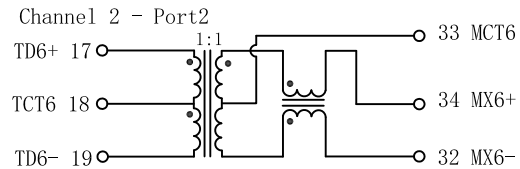
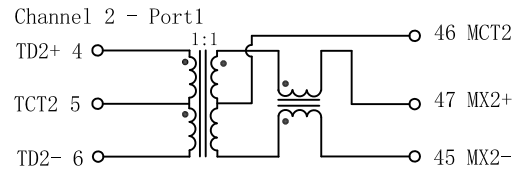
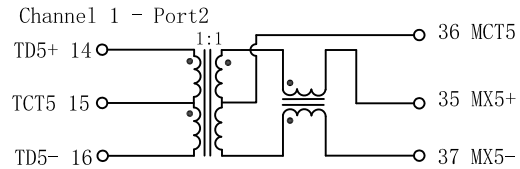
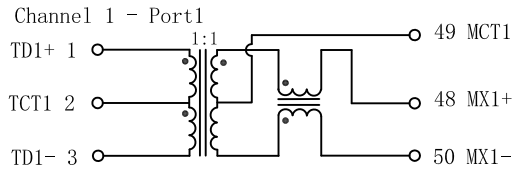


Schematic:

REV.	ECN NO.	DESCRIPTION	DATE	APPD
A	REL		28/07/2007	



Electrical Specification @25°C

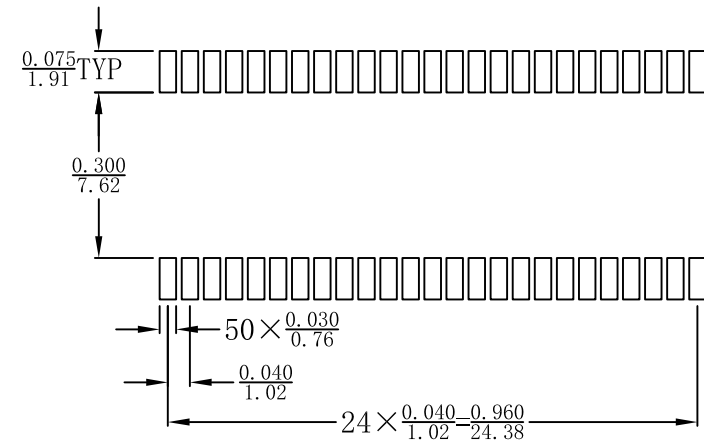
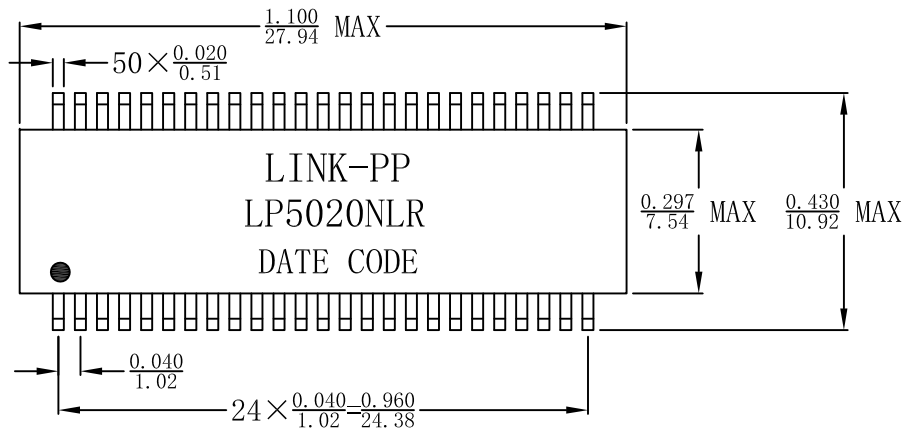
- Turn Ratio:
Pri:Sec = 1CT:1CT
- OCL:350uH Min
@100KHz, 100mV, 8mAdc Bias.
- Insertion Loss:
1-100MHz:-1.0dB Max
- Return Loss(dB Min):
1-30MHz:-18 40MHz:-14.4
50MHz:-13.1 60-80MHz:-12
100MHz:-10
- Crosstalk(dB Min):
30MHz:-40 60MHz:-33
100MHz:-28
- DCMR(dB Min):
30MHz:-40 60MHz:-35
100MHz:-30
- Isolation Voltage: 1500V Min
- Operating Temperature: -40°C ~+85°C.



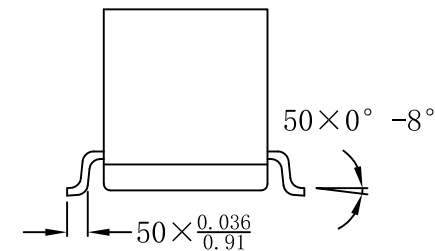
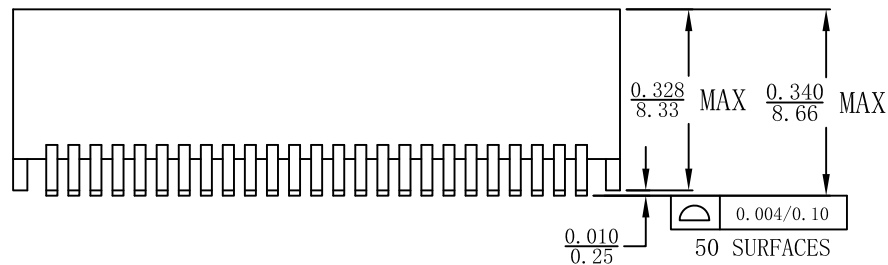
X:X	±0.30	APPD:	LINK-PP INT'L TECHNOLOGY CO., LIMITED	
X:XX	±0.25	CHKD:	TITLE: 1000Base-T Magnetic Modules	
X:XXX	±0.05	DR: TOM	PART NO.: LP5020NLR	
ANGLES	±1°	UNIT: Inches/mm		
	SCALE: 2/1	SHEET: 1/2	REV: A	DWG NO.:

Mechanical:

REV.	ECN NO.	DESCRIPTION	DATE	APPD
A	REL		28/07/2007	



SUGGESTED PAD LAYOUT



NOTES:

1. Designed to support application, such as SOHO (ADSL modems), LAN-on-Motherboard (LOM), hub and Switches.
2. With various Turns Ratios.
3. Maximun reflow temperature is 250°C, 5 Sec.
4. UL Certification: File Number E484635.

X:X	±0.30	APPD:	LINK-PP INT'L TECHNOLOGY CO., LIMITED	
X:XX	±0.25	CHKD:	TITLE: 1000Base-T Magnetic Modules	
X:XXX	±0.05	DR: TOM	PART NO.: LP5020NLR	
ANGLES	±1°	UNIT: Inches/mm		
	SCALE: 2/1	SHEET: 2/2	REV: A	DWG NO.: