

LISA

Miniature TIR-lenses for jewellery shops, reading lights, torches and head lamps.

LISA series of lenses, measuring less than 10 mm in diameter and less than 7 mm tall, achieves up to 90 % light transmission efficiency through superior design and materials. Each lens is mounted in a molded polycarbonate (PC) housing and attaches to the PCB by means of locating pins or optional mounting clips and is built to maintain its physical integrity over the usable life of the luminaire.

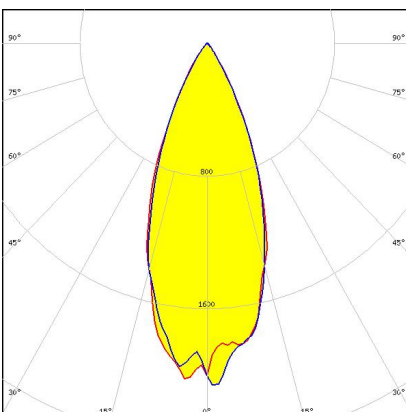
LISA3

Ø10.0 mm variant with glue mounting for up to 3535 size LED packages



PRODUCTS:

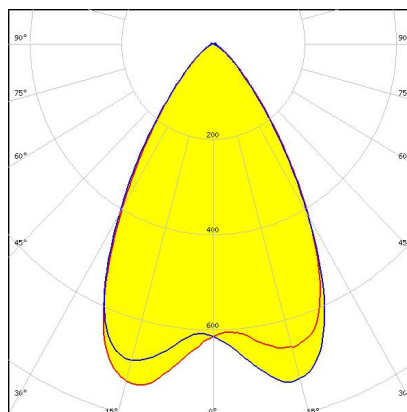
FP16560_LISA3-W-PIN



Dimensions: 9.9 mm x 9.9 mm
Height: 7.00 mm

~35° wide beam with location pin installation

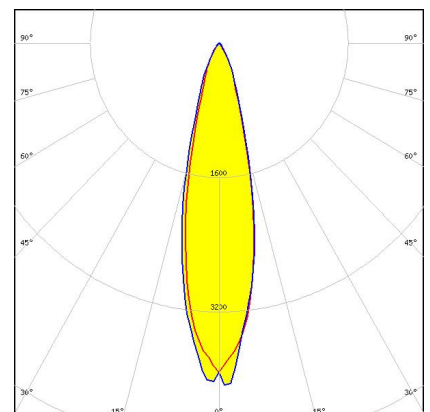
FP18206_LISA3-WWW-CLIP16



Dimensions: 9.9 mm x 9.9 mm
Height: 7.00 mm

~60° wide beam with clip installation.

FP16559_LISA3-M-PIN

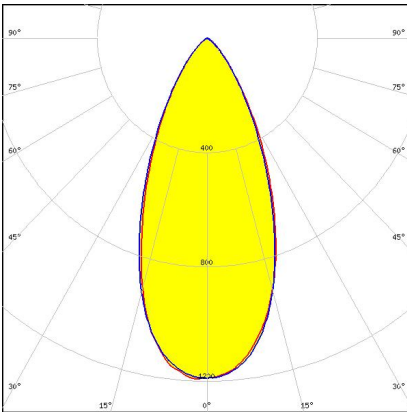


Dimensions: 10.0 mm x 10.0 mm
Height: 7.90 mm

~25° medium beam with location pin installation

PRODUCTS:

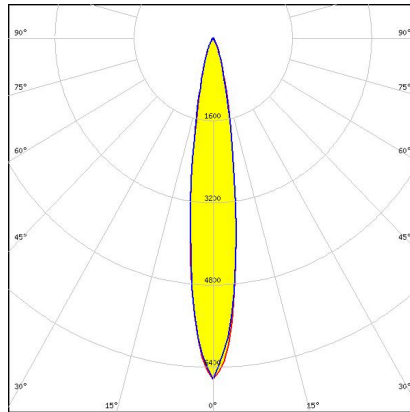
FP18204_LISA3-WW-CLIP16



Dimensions: 9.9 mm x 9.9 mm
Height: 7.00 mm

~45° wide beam with clip installation.

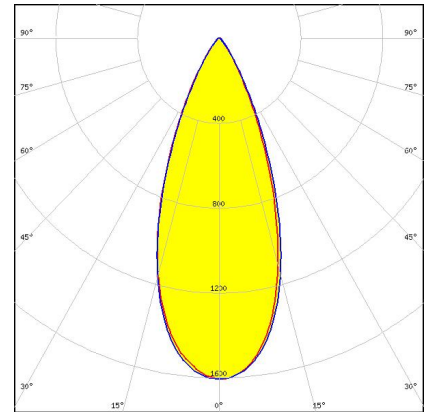
FP16558_LISA3-RS-PIN



Dimensions: 10.0 mm x 10.0 mm
Height: 6.90 mm

~15° spot beam with location pin installation

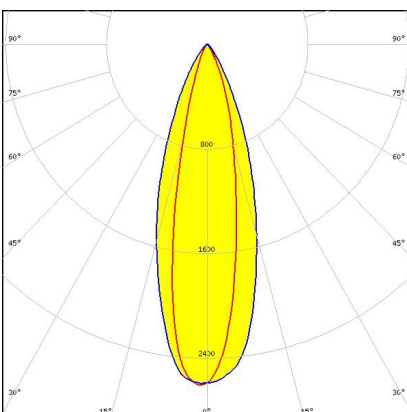
FP18202_LISA3-W-CLIP16



Dimensions: 9.9 mm x 9.9 mm
Height: 7.00 mm

~35° wide beam with clip installation.

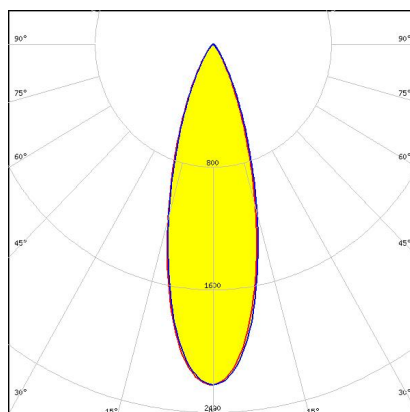
FP18684_LISA3-O2-90-CLIP16



Dimensions: 10.0 mm x 10.0 mm
Height: 6.93 mm

~20° x 35° oval beam with clip installation. Variant with beam direction rotated 90°.

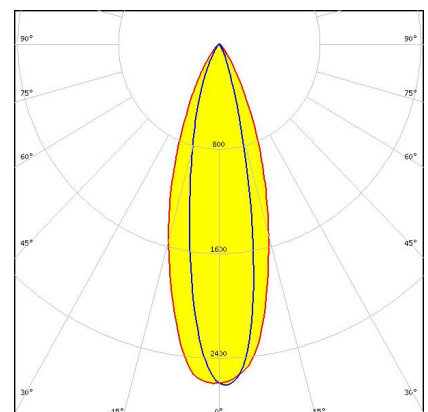
FP18200_LISA3-M-CLIP16



Dimensions: 10.0 mm x 10.0 mm
Height: 7.90 mm

~25° medium beam with clip installation.

FP18683_LISA3-O2-CLIP16

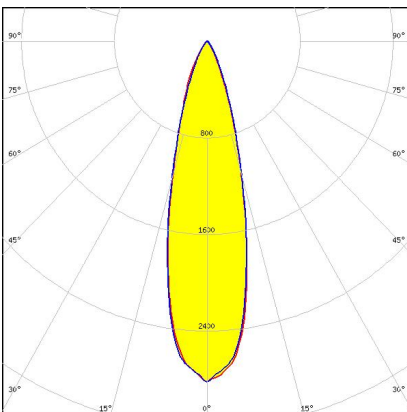


Dimensions: 10.0 mm x 10.0 mm
Height: 6.93 mm

~20° x 35° oval beam with clip installation

PRODUCTS:

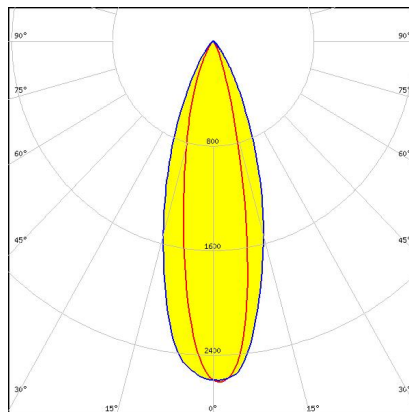
FP18198_LISA3-RS-CLIP16



Dimensions: 10.0 mm x 10.0 mm
Height: 7.90 mm

~15° spot beam with clip installation.

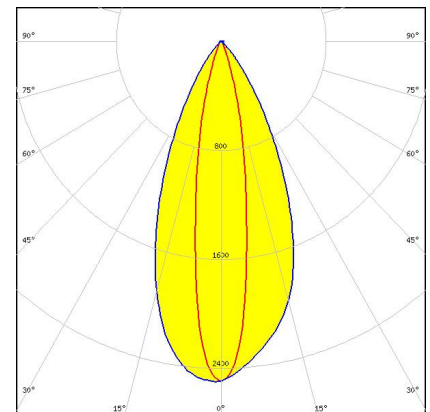
FP18679_LISA3-O2-90-PIN



Dimensions: 10.0 mm x 10.0 mm
Height: 6.93 mm

~20° x 35° oval beam with location pin installation. Variant with beam direction rotated 90°.

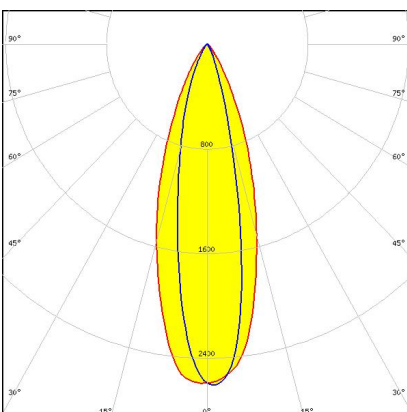
FP18193_LISA3-O-90-PIN



Dimensions: 10.0 mm x 10.0 mm
Height: 7.90 mm

~15° + 50° oval beam with location pin installation. Lens rotated 90°.

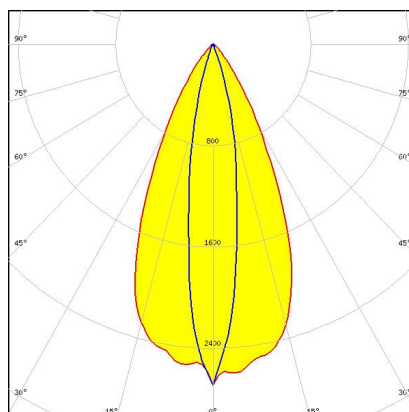
FP18677_LISA3-O2-PIN



Dimensions: 10.0 mm x 10.0 mm
Height: 6.93 mm

~20° x 35° oval beam with location pin installation

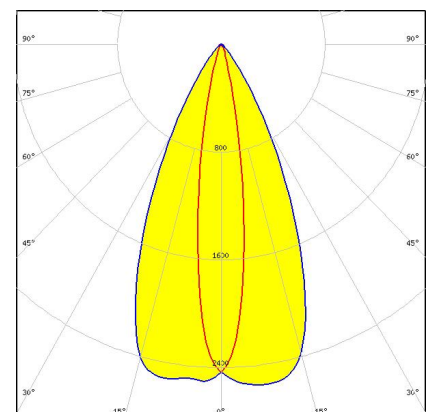
FP16563_LISA3-O-PIN



Dimensions: 10.0 mm x 10.0 mm
Height: 7.90 mm

~15° x 50° oval beam with location pin installation

FP18601_LISA3-O-90-CLIP16

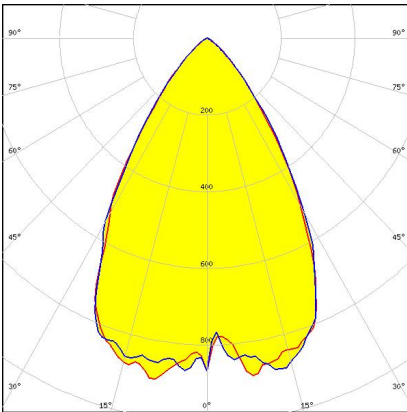


Dimensions: 10.0 mm x 10.0 mm
Height: 7.90 mm

~15° + 50° oval beam with clip installation. Lens rotated 90°.

PRODUCTS:

FP16562_LISA3-WWW-PIN

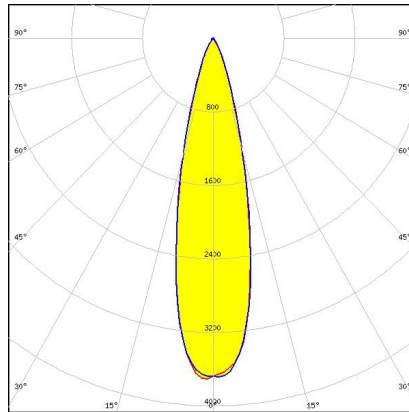


Dimensions: 9.9 mm x 9.9 mm

Height: 7.00 mm

~60° wide beam with location pin
installation

CP18419_LISA3-S-PIN

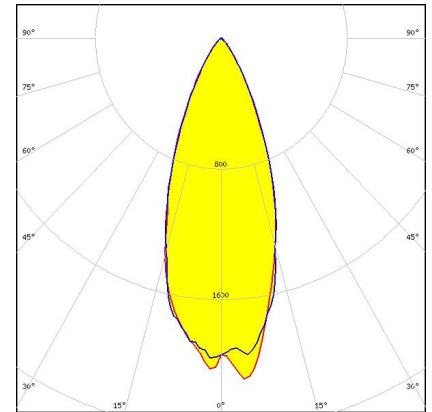


Dimensions: 10.0 mm x 10.0 mm

Height: 7.00 mm

~16° spot beam with location pin
installation

FP16561_LISA3-WW-PIN

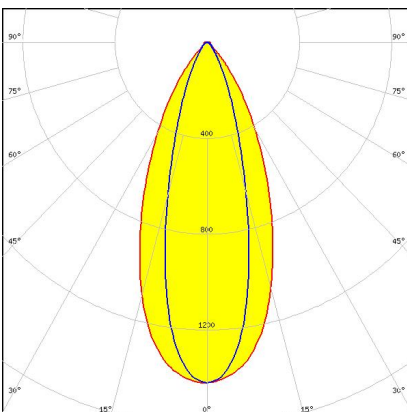


Dimensions: 9.9 mm x 9.9 mm

Height: 7.00 mm

~45° wide beam with location pin
installation

FP18208_LISA3-O-CLIP16



Dimensions: 10.0 mm x 10.0 mm

Height: 7.90 mm

~15° x 50° oval beam with clip installation

GENERAL INFORMATION:

NOTE: The typical beam angle will be changed by different color, chip size and chip position tolerance. The typical total beam angle is the full angle measured where the luminous intensity is half of the peak value.

MATERIALS:

As part of our continuous research and improvement processes, and to ensure the best possible quality and availability of our products, LEDiL reserves the right to change material grades without notice.

PRODUCT DATA USER AGREEMENT AND DISCLAIMER:

The measured data in the provided downloadable LEDiL Product Datasheets and Mechanical 2D-Drawings is rounded and provided as reference for planning. LEDiL Oy's optical specifications have been verified by conducting performance testing of the products in accordance with the company's quality system. The reported data are averaged results of multiple measurements with typical variation. LEDiL Oy reserves the right to without prior notification make changes and improvements to its products.

LEDiL Oy assumes neither warranty, nor guarantee nor any other liability of any kind for the contents and correctness of the provided data. The provided data has been generated with highest diligence but the provided data may in reality not represent the complete possible variation range of all intrinsic parameters. Therefore, in certain cases a deviation from the provided data could occur.

LEDiL Oy reserves the right to undertake technical changes of its products without further notification which could lead to changes in the provided data. LEDiL Oy assumes no liability of any kind for the possible deviation from any provided data or any other damage resulting from the usage of the provided data.

The user agrees to this disclaimer and user agreement with the download or usage of the provided files.

LEDiL Oy

Joensuunkatu 13
FI-24240 SALO
Finland

LEDiL Inc.

228 West Page Street
Suite D
Sycamore IL 60178
USA

Local sales and technical support

[www.ledil.com/
where_to_buy](http://www.ledil.com/where_to_buy)

Shipping locations

Salo, Finland
Hong Kong, China

Distribution Partners

[www.ledil.com/
where_to_buy](http://www.ledil.com/where_to_buy)