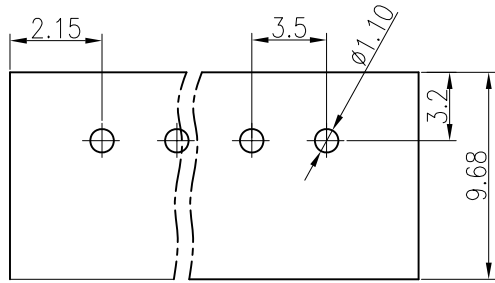
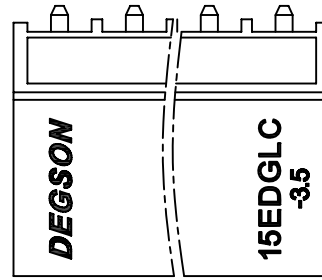


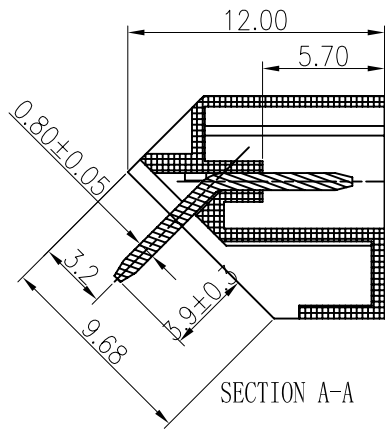
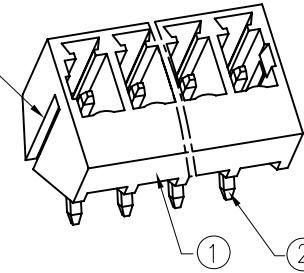
REVISION RECORD				
REV	ECO	DESCRIPTION	DRFT	DATE
△	10-0069	增加UL刻字及参数	GHY	04/08/10
△	10-0351	增加VDE刻字	Yi. Zeng	10/14/10



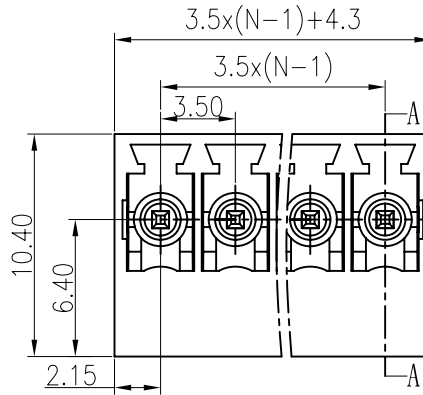
PCB LAYOUT (REF)



\*线数小于或等于6P有槽, 反之没有槽;



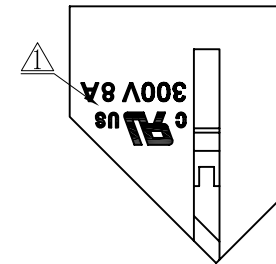
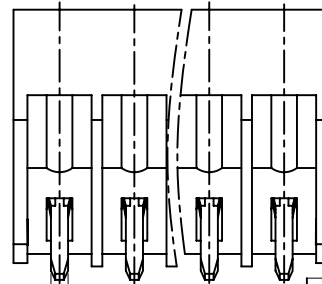
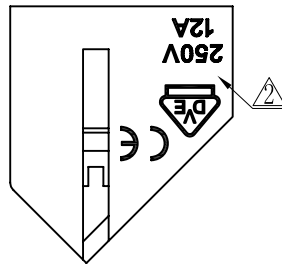
SECTION A-A



Notes:

1. Pitch: 3.5mm, poles: 2-24p
2. Rated voltage/current: UL 300V/8A  
VDE 250V/12A
3. Contact resistance: 20mΩ
4. Withstanding voltage: AC2000V/1Min
5. Insulation resistance: 5000MΩ/1000V
6. Temp. Range: -40° C +105° C
7. MAX Soldering: +250° C, for 5 Sec
8. Undimensioned Tolerances:

Pitch range in mm		Nominal dimension range in mm						
to	over	over	to	over	over	over	∩	
6	10	10	24	30	60	100	150	
±0.10	±0.15	±0.25	±0.2	±0.3	±0.5	±0.7	±1.0	0.05/0



1	15EDGLC-3.5 座	1096A0YXXA (H)	1	PA66	UL94V-0	
ITEM	NAME OF PART	NO. OF PART	Q'TY	MATERIAL	NOTES	
DETACHED LISTS	MM (INCH)	DFTO Zhwmn	DATE 12/06/08	宁波高正电子有限公司 DEGSON ELECTRONICS CO., LTD NAME 15EDGLC-3.5-XXP-1Y-00A (H) DRAWING NO. 15EDGLC-3.5-E01 /PART NO. SIZE A3 REV T2 10/14/10		
	TOLERANCES EXCEPT AS NOTED		CHKD			DATE
	MM	±	MFO			DATE
	.0 ±	±	APPVL			DATE
	.00 ±	±	MATERIAL :			
.000 ±	±	G.E :				
ANGLES ± 1°		FINISH :		DO NOT SCALE DRAWING		
THIRD ANGLE PROJECTION		SCALE :		SHEET 1 OF 1		

2	15EDGLC-3.81-Pin	1096B00010 (H)	XX	Brass	Snce plated
---	------------------	----------------	----	-------	-------------