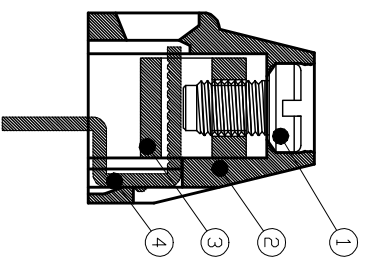
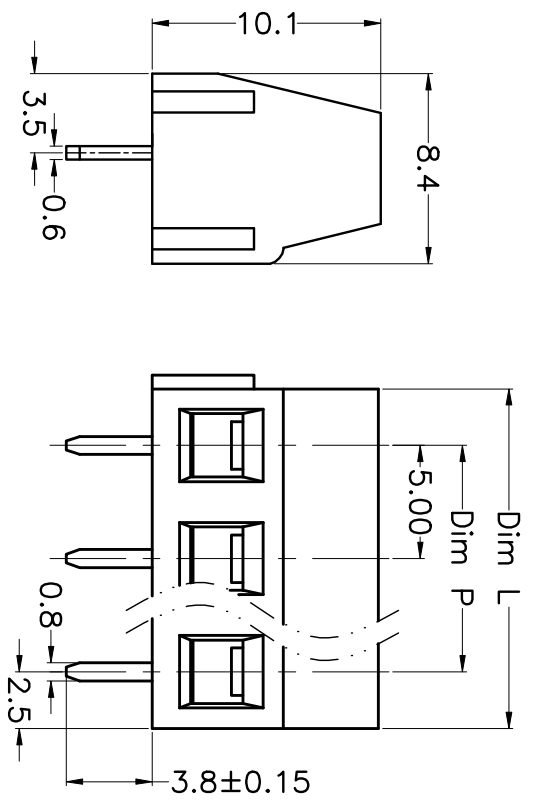
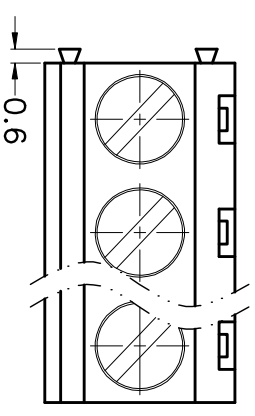


REV.	DESCRIPTION	DATE	DRAWN	APPROVED
A1	DWG.REL	2016/10/7	FANG	YANG



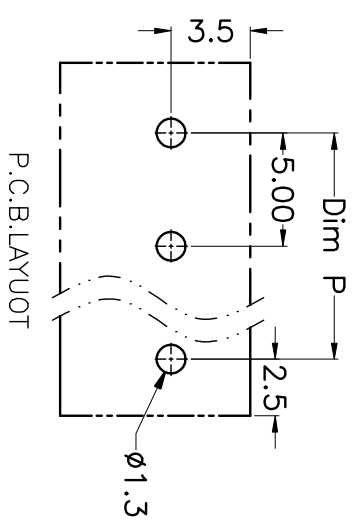
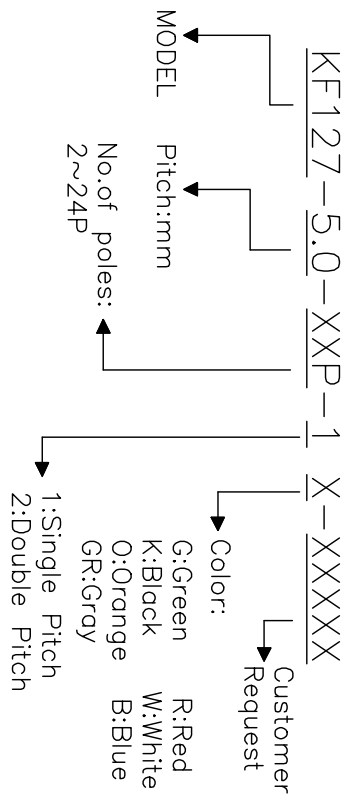
- Material
 - ①Screws : M2.5 steel, Zinc plated,
 - ② slot type
 - ③Housing : PA66, UL94V-0
 - ④Clamp : Brass, Ni plated
 - ⑤Pin header : Brass, Tin plated

- Electrical

UL	IEC
Rated voltage : 300V	250V
Rated current : 12A	15A
Insulation resistance: 500MΩ/DC500V	
Withstanding Voltage : AC2000V/1min	
Wire range: 26-14AWG	2.5mm ²

- Mechanical
 - Operating temperature: -40℃~+105℃
 - Soldering temperature: 250℃±5/5sec
 - Torque: 0.4N.m (3.54Lb.in)
 - Strip length: 5-6mm

HOW TO ORDER



N=Number of Poles
 Dim P=(N-1)x5.00
 Dim L=Nx5.00

Poles	Dim P	Dim L
2-6P	±0.10	±0.15
7-12P	±0.20	±0.20
13-18P	±0.25	±0.30
19-24P	±0.30	±0.40

GENERAL TOLERANCE

X.	±0.5	X.	±5'
.X	±0.3	.X.	±3'
.XX	±0.1	.XX.	±1'

ANGLE TOLERANCE

DRAWING TYPE	CUSTOMER	SHEET	1 OF 1
SCALE	1:1		

DRAWING NO. XP0012016-xxxx

PROJECTION

UNITS	mm	TITLE	KF127-5.0-XXP
SHEET SIZE	A4	SERIES	KF127

KF 慈溪市凯峰电子有限公司
 KAIFENG ELECTRONIC CIXI KAIFENG ELECTRONIC CO.,LTD