

FLORENCE2-Z60

~60° wide beam

SPECIFICATION:

Dimensions	285.0 x 64.2 mm
Height	8.1 mm
Fastening	screw
ROHS compliant	yes ⓘ

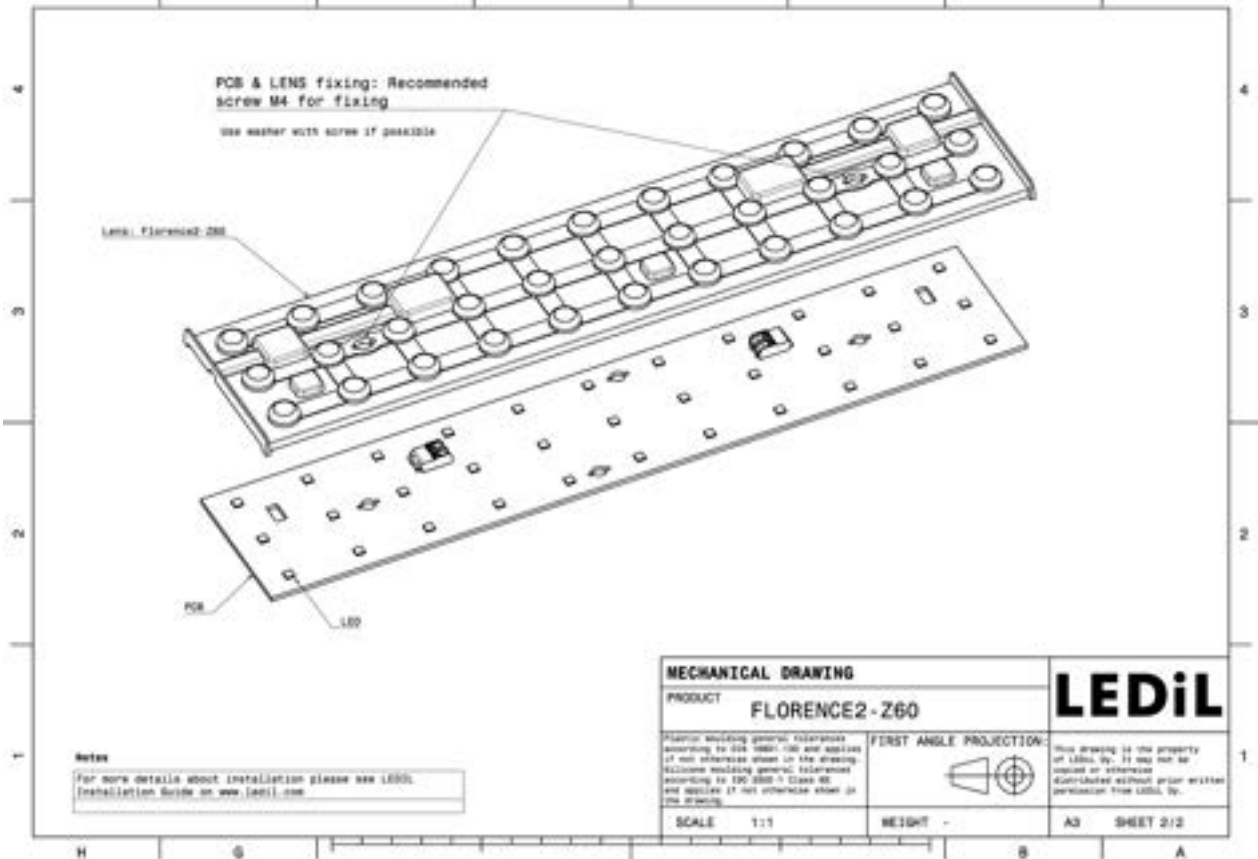
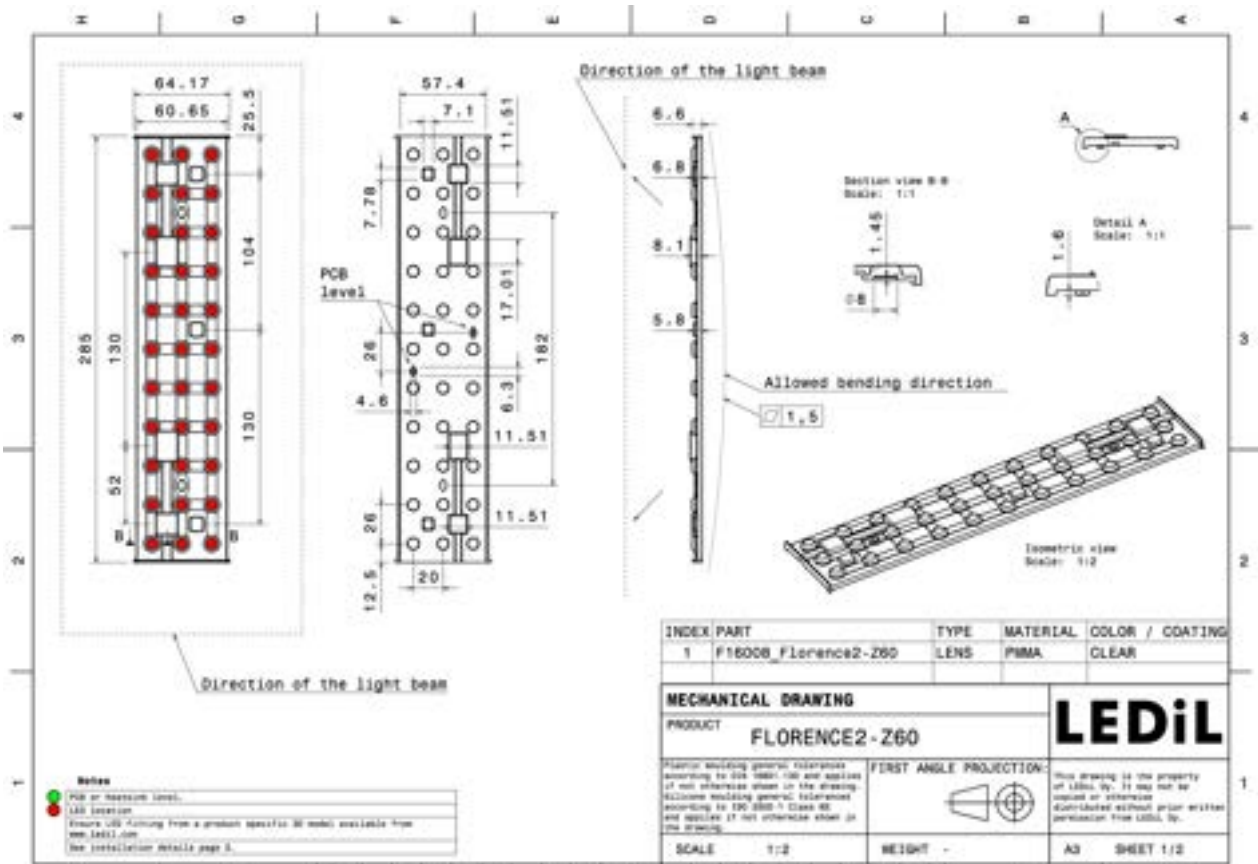
MATERIALS:

Component	Type	Material	Colour	Finish
FLORENCE2-Z60	Linear lens	PMMA	clear	

ORDERING INFORMATION:


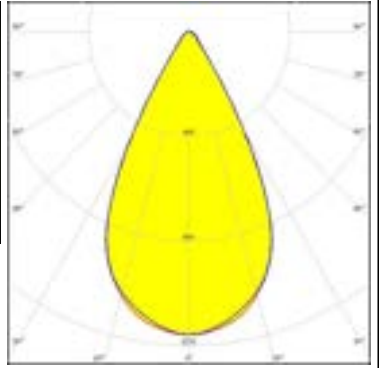

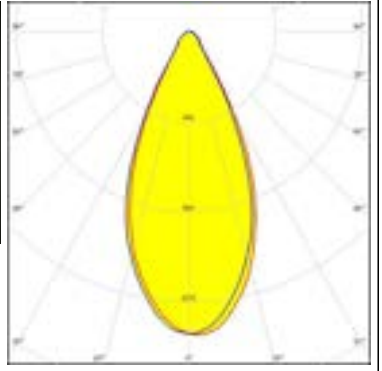

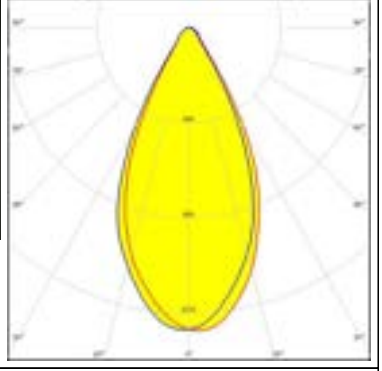

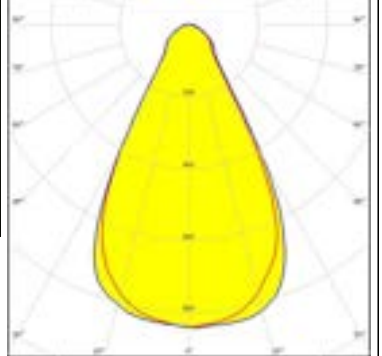
Component	Qty in box	MOQ	MPQ	Box weight (kg)
F16008_FLORENCE2-Z60 » Box size: 398 x 298 x 140 mm	78	18	6	4.8




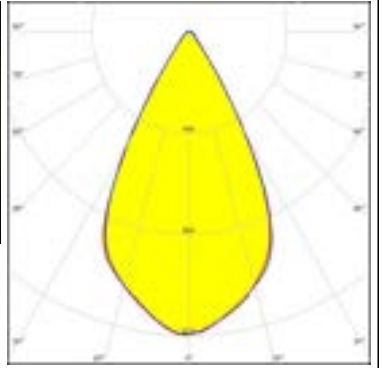

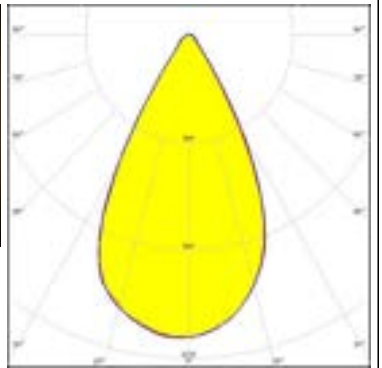

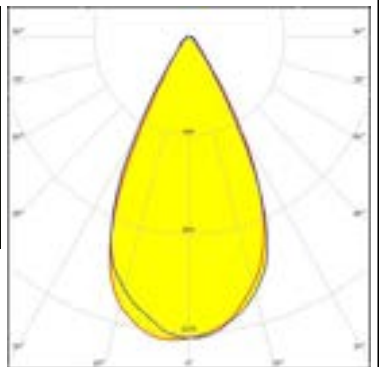

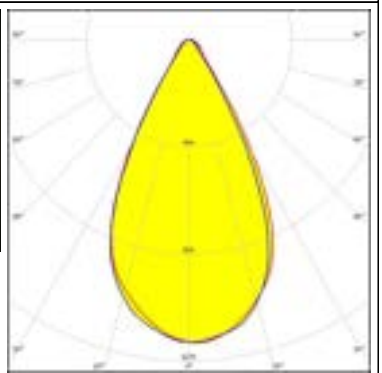


See also our general installation guide: www.ledil.com/installation_guide


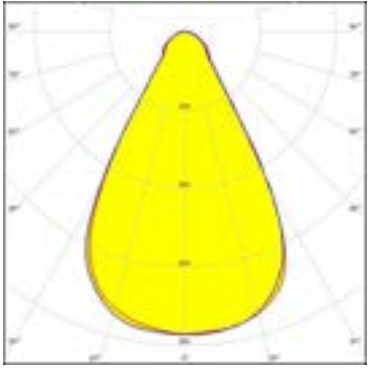

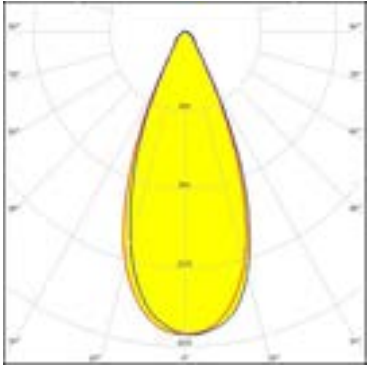

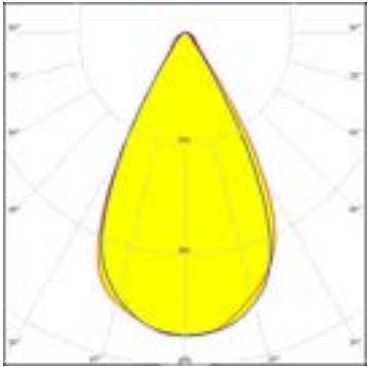

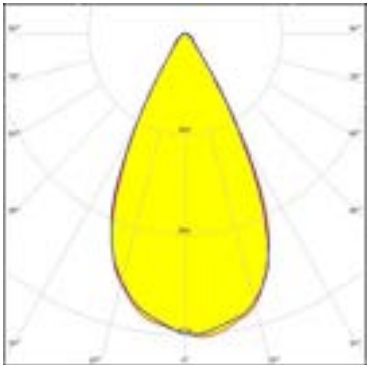
OPTICAL RESULTS (MEASURED):

<p>CREE LEDs</p> <p>LED J Series 2835 FWHM / FWTM 56.0° / 75.0° Efficiency 96 % Peak intensity 1.2 cd/lm LEDs/each optic 1 Light colour White Required components:</p>		
<p>FRANK</p> <p>LED LED-Modul 280 x 55 mm 1B FWHM / FWTM 48.0° / 73.0° Efficiency 95 % Peak intensity 1.3 cd/lm LEDs/each optic 1 Light colour White Required components:</p>		
<p>FRANK</p> <p>LED LED-Modul 280 x 55 mm 2F FWHM / FWTM 51.0° / 75.0° Efficiency 95 % Peak intensity 1.3 cd/lm LEDs/each optic 1 Light colour White Required components:</p>		
<p>LUMILEDS</p> <p>LED LUXEON 5050 Round LES FWHM / FWTM 58.0° / 99.0° Efficiency 93 % Peak intensity 0.8 cd/lm LEDs/each optic 1 Light colour White Required components:</p>		

OPTICAL RESULTS (MEASURED):

<p>LUMILEDS</p> <p>LED LUXEON XR-3535L (L202 - xxxx033C30001)</p> <p>FWHM / FWTM 56.0° / 75.0°</p> <p>Efficiency 97 %</p> <p>Peak intensity 1.2 cd/lm</p> <p>LEDs/each optic 1</p> <p>Light colour White</p> <p>Required components:</p>		
<p>NICHIA</p> <p>LED NFSW757H</p> <p>FWHM / FWTM 56.0° / 77.0°</p> <p>Efficiency 94 %</p> <p>Peak intensity 1.1 cd/lm</p> <p>LEDs/each optic 1</p> <p>Light colour White</p> <p>Required components:</p>		
<p>OSRAM</p> <p>LED PL-BAR-G3 1100 280x55</p> <p>FWHM / FWTM 54.0° / 75.0°</p> <p>Efficiency 96 %</p> <p>Peak intensity 1.2 cd/lm</p> <p>LEDs/each optic 1</p> <p>Light colour White</p> <p>Required components:</p>		
<p>OSRAM <small>Light Solutions</small></p> <p>LED Duris E5</p> <p>FWHM / FWTM 56.0° / 78.0°</p> <p>Efficiency 94 %</p> <p>Peak intensity 1.1 cd/lm</p> <p>LEDs/each optic 1</p> <p>Light colour White</p> <p>Required components:</p>		

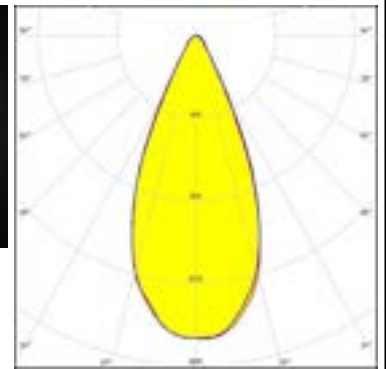

OPTICAL RESULTS (MEASURED):

OSRAM <small>Light Semiconductors</small>			
LED	Duris S8		
FWHM / FWTM	62.0° / 96.0°		
Efficiency	94 %		
Peak intensity	0.8 cd/lm		
LEDs/each optic	1		
Light colour	White		
Required components:			
PHILIPS			
LED	Fortimo LED Line VO 1ft MF 3R HV5		
FWHM / FWTM	44.0° / 67.0°		
Efficiency	96 %		
Peak intensity	1.5 cd/lm		
LEDs/each optic	1		
Light colour	White		
Required components:			
PHILIPS			
LED	Fortimo LED Line 1ft 1100lm 3R HV4		
FWHM / FWTM	57.0° / 77.0°		
Efficiency	94 %		
Peak intensity	1.1 cd/lm		
LEDs/each optic	1		
Light colour	White		
Required components:			
PHILIPS			
LED	Fortimo LED Line 1ft 650lm 3R HV4 & LV4		
FWHM / FWTM	54.0° / 75.0°		
Efficiency	94 %		
Peak intensity	1.2 cd/lm		
LEDs/each optic	1		
Light colour	White		
Required components:			

OPTICAL RESULTS (MEASURED):

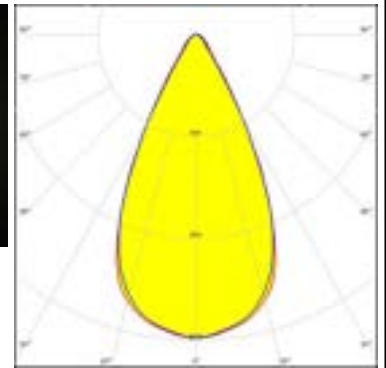
PHILIPS

LED Fortimo LED Line 1ft HF 3R HV5
FWHM / FWTM 46.0° / 69.0°
Efficiency 96 %
Peak intensity 1.5 cd/m
LEDs/each optic 1
Light colour White
Required components:



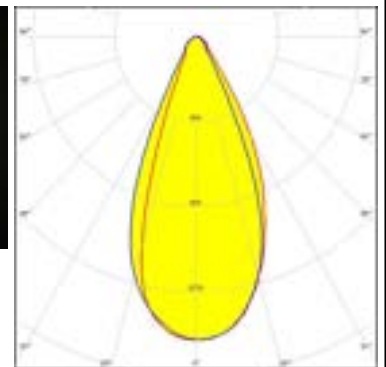

PHILIPS

LED Fortimo LED Line 1ft LF 3R HV5 & LV5
FWHM / FWTM 53.0° / 75.0°
Efficiency 97 %
Peak intensity 1.2 cd/m
LEDs/each optic 1
Light colour White
Required components:



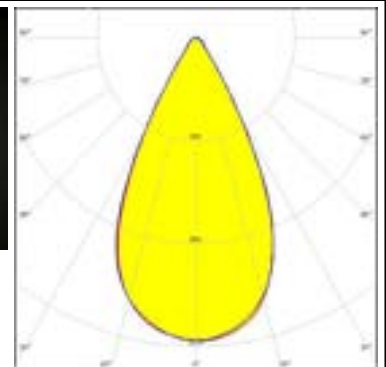

PHILIPS

LED Fortimo LED Line 1ft MF 3R HV5 & LV5
FWHM / FWTM 46.0° / 69.0°
Efficiency 96 %
Peak intensity 1.4 cd/m
LEDs/each optic 1
Light colour White
Required components:



SAMSUNG

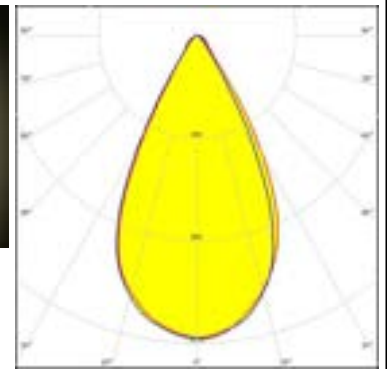
LED LM28xB Series
FWHM / FWTM 53.0° / 74.0°
Efficiency 92 %
Peak intensity 1.2 cd/m
LEDs/each optic 1
Light colour White
Required components:



OPTICAL RESULTS (MEASURED):

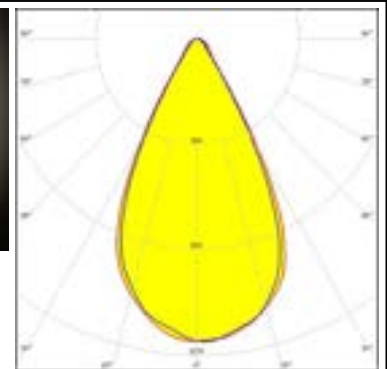

SAMSUNG

LED LM561B Plus
FWHM / FWTM 54.0° / 75.0°
Efficiency 94 %
Peak intensity 1.2 cd/lm
LEDs/each optic 1
Light colour White
Required components:

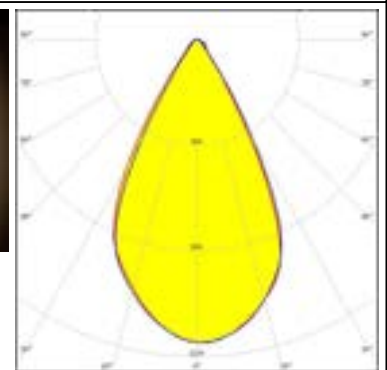



SAMSUNG

LED LT-R286A
FWHM / FWTM 55.0° / 76.0°
Efficiency 94 %
Peak intensity 1.2 cd/lm
LEDs/each optic 1
Light colour White
Required components:

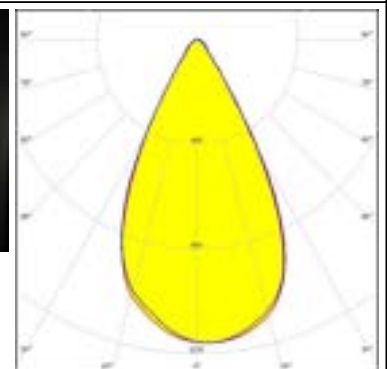



LED SEOUL 5630
FWHM / FWTM 57.0° / 77.0°
Efficiency 94 %
Peak intensity 1.1 cd/lm
LEDs/each optic 1
Light colour White
Required components:

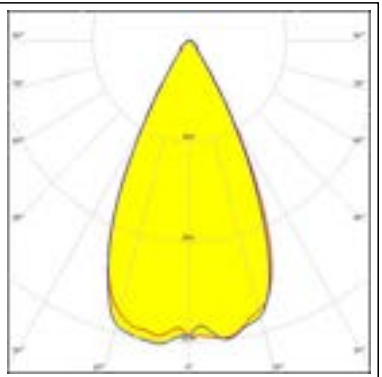
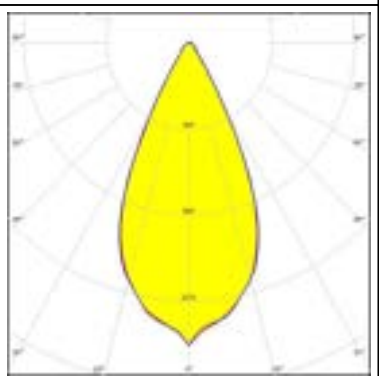
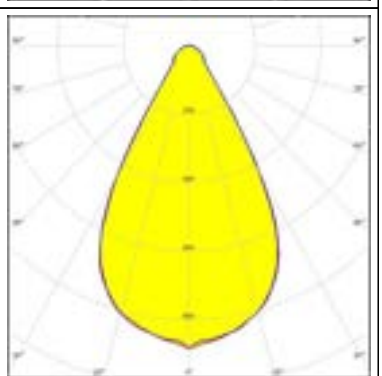
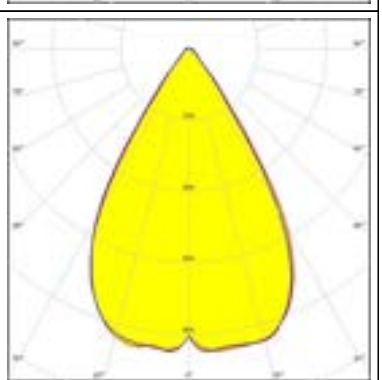


TRIDONIC

LED LLE 55x566mm 4000lm ADV5
FWHM / FWTM 55.0° / 76.0°
Efficiency 94 %
Peak intensity 1.2 cd/lm
LEDs/each optic 1
Light colour White
Required components:



OPTICAL RESULTS (SIMULATED):

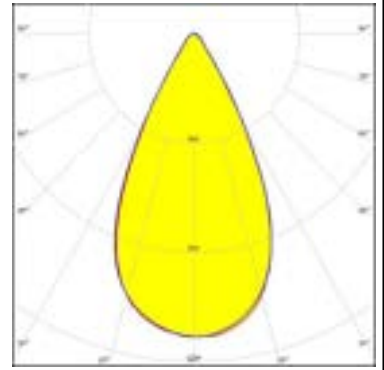
<p>CREE LEDs</p> <p>LED: J Series 2835 FWHM / FWTM: 53.0° / 72.0° Efficiency: 93 % Peak intensity: 1.2 cd/lm LEDs/each optic: 2 Light colour: White Required components:</p>	
<p>LUMILEDS</p> <p>LED: LUXEON 3030 2D (Square LES) FWHM / FWTM: 50.0° / 68.0° Efficiency: 92 % Peak intensity: 1.4 cd/lm LEDs/each optic: 1 Light colour: White Required components:</p>	
<p>LUMILEDS</p> <p>LED: LUXEON 5050 Square LES FWHM / FWTM: 60.0° / 81.0° Efficiency: 90 % Peak intensity: 0.9 cd/lm LEDs/each optic: 1 Light colour: White Required components:</p>	
<p>SAMSUNG</p> <p>LED: LH351D FWHM / FWTM: 65.0° / 84.0° Efficiency: 92 % Peak intensity: 0.9 cd/lm LEDs/each optic: 1 Light colour: White Required components:</p>	

OPTICAL RESULTS (SIMULATED):

SAMSUNG

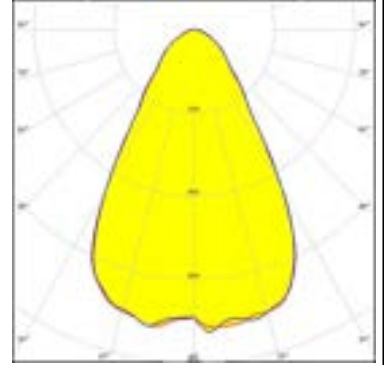
LED LM28xB Series
FWHM / FWTM 54.0° / 75.0°
Efficiency 87 %
Peak intensity 1.1 cd/lm
LEDs/each optic 1
Light colour White
Required components:

Protective plate, glass



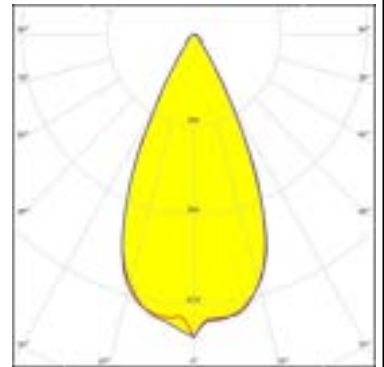
SAMSUNG

LED LM301B
FWHM / FWTM 64.0° / 116.0°
Efficiency 90 %
Peak intensity 0.7 cd/lm
LEDs/each optic 2
Light colour White
Required components:



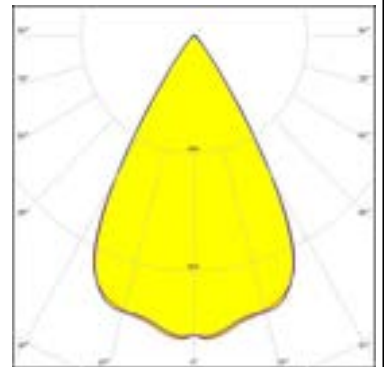
SAMSUNG

LED LM301B
FWHM / FWTM 50.0° / 70.0°
Efficiency 92 %
Peak intensity 1.4 cd/lm
LEDs/each optic 1
Light colour White
Required components:



SAMSUNG

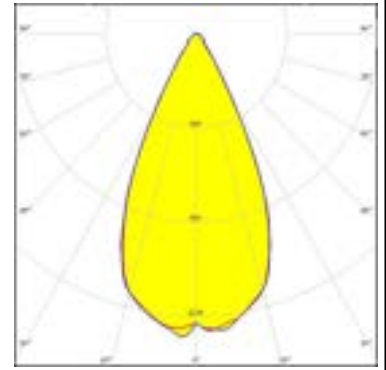
LED LM302Z
FWHM / FWTM 60.0° / 78.0°
Efficiency 94 %
Peak intensity 1 cd/lm
LEDs/each optic 1
Light colour White
Required components:



OPTICAL RESULTS (SIMULATED):

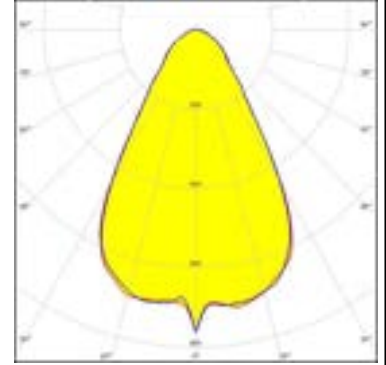
SAMSUNG

LED LM302Z plus
FWHM / FWTM 52.0° / 71.0°
Efficiency 92 %
Peak intensity 1.3 cd/lm
LEDs/each optic 1
Light colour White
Required components:

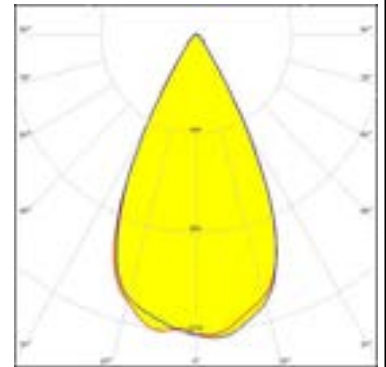


SAMSUNG

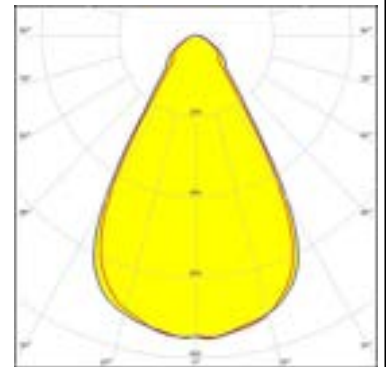
LED LM302Z plus
FWHM / FWTM 64.0° / 114.0°
Efficiency 90 %
Peak intensity 0.8 cd/lm
LEDs/each optic 2
Light colour White
Required components:




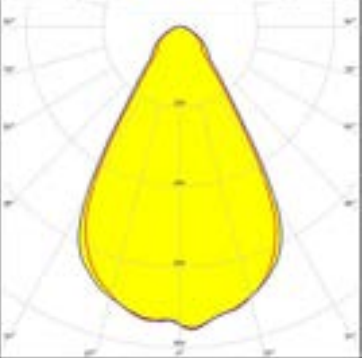

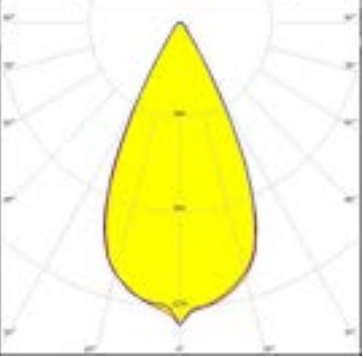

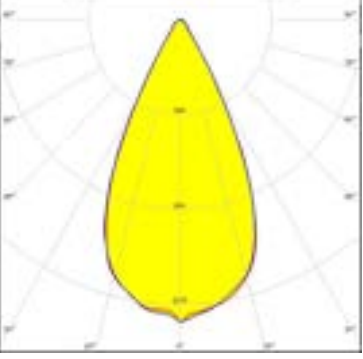

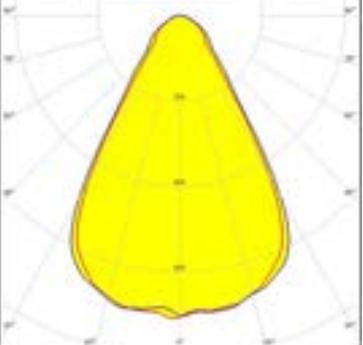
LED SEOUL DC 3030C
FWHM / FWTM 54.0° / 72.0°
Efficiency 93 %
Peak intensity 1.2 cd/lm
LEDs/each optic 1
Light colour White
Required components:




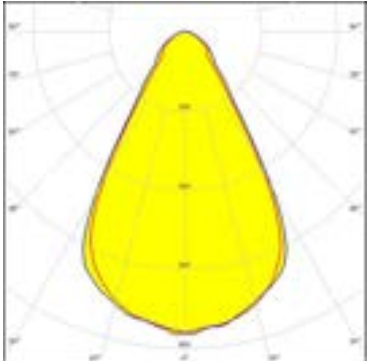

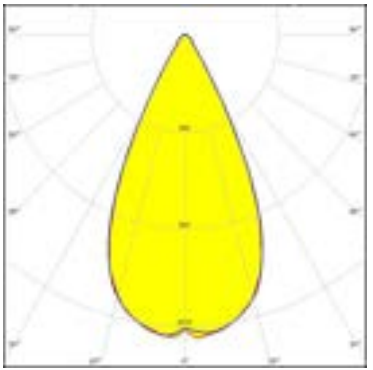

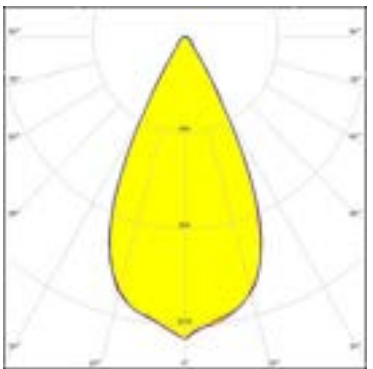

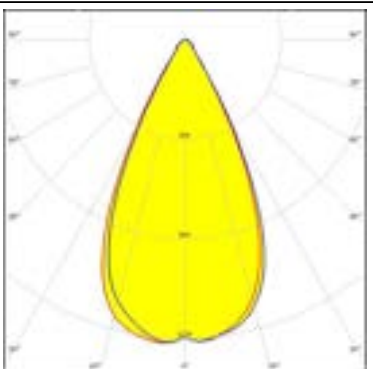
LED SEOUL DC 3528
FWHM / FWTM 62.0 + 64.0° / 102.0 + 112.0°
Efficiency 86 %
Peak intensity 0.8 cd/lm
LEDs/each optic 2
Light colour White
Required components:



OPTICAL RESULTS (SIMULATED):

 <p>LED: SEOUL DC 3528 FWHM / FWTM: 62.0 + 64.0° / 99.0 + 111.0° Efficiency: 86 % Peak intensity: 0.8 cd/lm LEDs/each optic: 2 Light colour: White Required components:</p>	
 <p>LED: SEOUL DC 3528 FWHM / FWTM: 52.0° / 70.0° Efficiency: 91 % Peak intensity: 1.3 cd/lm LEDs/each optic: 1 Light colour: White Required components:</p>	
 <p>LED: SEOUL DC 3528 FWHM / FWTM: 52.0° / 70.0° Efficiency: 90 % Peak intensity: 1.3 cd/lm LEDs/each optic: 1 Light colour: White Required components:</p>	
 <p>LED: SEOUL DC 3528 FWHM / FWTM: 64.0 + 66.0° / 105.0 + 116.0° Efficiency: 86 % Peak intensity: 0.7 cd/lm LEDs/each optic: 2 Light colour: White Required components:</p>	

OPTICAL RESULTS (SIMULATED):

<p> LED: SEOUL DC 3528 FWHM / FWTM: 62.0 + 64.0° / 100.0 + 112.0° Efficiency: 86 % Peak intensity: 0.8 cd/lm LEDs/each optic: 2 Light colour: White Required components:</p>	
<p> LED: SEOUL DC 3528 FWHM / FWTM: 52.0° / 70.0° Efficiency: 90 % Peak intensity: 1.3 cd/lm LEDs/each optic: 1 Light colour: White Required components:</p>	
<p> LED: SEOUL DC 3528 FWHM / FWTM: 52.0° / 70.0° Efficiency: 90 % Peak intensity: 1.3 cd/lm LEDs/each optic: 1 Light colour: White Required components:</p>	
<p> LED: SEOUL DC 3528 FWHM / FWTM: 52.0° / 72.0° Efficiency: 92 % Peak intensity: 1.2 cd/lm LEDs/each optic: 1 Light colour: White Required components:</p>	

GENERAL INFORMATION:

NOTE: The typical beam angle will be changed by different color, chip size and chip position tolerance. The typical total beam angle is the full angle measured where the luminous intensity is half of the peak value.

MATERIALS:

As part of our continuous research and improvement processes, and to ensure the best possible quality and availability of our products, LEDiL reserves the right to change material grades without notice.

PRODUCT DATA USER AGREEMENT AND DISCLAIMER:

The measured data in the provided downloadable LEDiL Product Datasheets and Mechanical 2D-Drawings is rounded and provided as reference for planning. LEDiL Oy's optical specifications have been verified by conducting performance testing of the products in accordance with the company's quality system. The reported data are averaged results of multiple measurements with typical variation. LEDiL Oy reserves the right to without prior notification make changes and improvements to its products.

LEDiL Oy assumes neither warranty, nor guarantee nor any other liability of any kind for the contents and correctness of the provided data. The provided data has been generated with highest diligence but the provided data may in reality not represent the complete possible variation range of all intrinsic parameters. Therefore, in certain cases a deviation from the provided data could occur.

LEDiL Oy reserves the right to undertake technical changes of its products without further notification which could lead to changes in the provided data. LEDiL Oy assumes no liability of any kind for the possible deviation from any provided data or any other damage resulting from the usage of the provided data.

The user agrees to this disclaimer and user agreement with the download or usage of the provided files.

LEDiL Oy

Joensuunkatu 13
FI-24240 SALO
Finland

LEDiL Inc.

228 West Page Street
Suite D
Sycamore IL 60178
USA

Ledil Optics Technology (Shenzhen) Co., Ltd.

405 , Block B
Casic Motor Building
Shenzhen 518057
P.R.CHINA

Local sales and technical support

[www.ledil.com/
where_to_buy](http://www.ledil.com/where_to_buy)

Shipping locations

Salo, Finland
Hong Kong, China

Distribution Partners

[www.ledil.com/
where_to_buy](http://www.ledil.com/where_to_buy)