
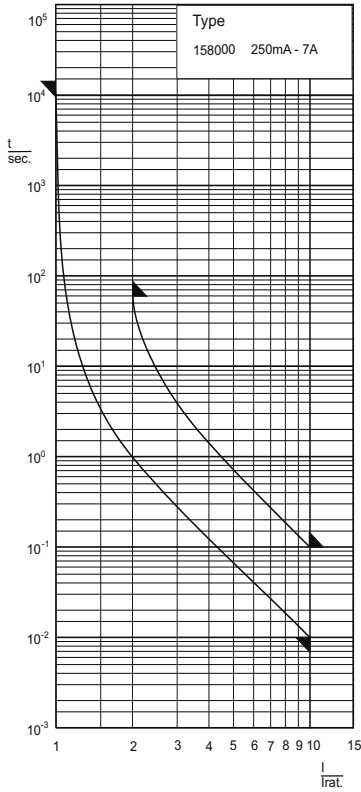


Type
158000



Zeit/Strom-Kennlinien
Time-Current Characteristics



Aufbau / Construction

Isolierkörper / insulating body

Kontaktkappen / contact caps

Lötwärmebeständigkeit /
resistance to soldering heat:

Keramikrohr undurchsichtig /
ceramic tube non-transparent
Messing, versilbert / brass, silver-plated

260 °C, 10 s (nach IEC 60068 / to IEC 60068)

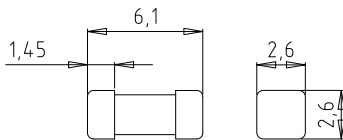
Schmelzeitgrenzwerte / Fusing time limits

Bemessungsstrom Rated Current	1 I _n		2,75 I _n		4 I _n		10 I _n	
	min.	max.	min.	max.	min.	max.	min.	max.
250 mA - 7 A	4 h	60 s	-	-	-	-	10 ms	100 ms

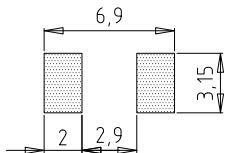
UL 248-14 CSA C22.2 No. 248.14	2,6 x 6,1 mm	125 V	T träge time-lag
-----------------------------------	---------------------	-------	------------------------

Artikel-Nr. Article-no.	Bemessungs- strom Rated Current	Bemessungs- Ausschaltvermögen Rated Breaking Capacity	Spannungsfall Voltage Drop	Kaltwiderstand Cold Resistance	Schmelz- integral I ² t _s Value	Approbationen Approvals
			mV	mΩ	A ² s	UL rec.
158000.0,25	250 mA	50 A @ AC/DC 125 V	280	900	0,08	✓
158000.0,315	315 mA	50 A @ AC/DC 125 V	260	700	0,16	✓
158000.0,375	375 mA	50 A @ AC/DC 125 V	230	500	0,35	✓
158000.0,4	400 mA	50 A @ AC/DC 125 V	220	450	0,35	✓
158000.0,5	500 mA	50 A @ AC/DC 125 V	200	300	1,0	✓
158000.0,63	630 mA	50 A @ AC/DC 125 V	200	200	1,4	✓
158000.0,75	750 mA	50 A @ AC/DC 125 V	190	170	1,5	✓
158000.0,8	800 mA	50 A @ AC/DC 125 V	170	140	1,5	✓
158000.1	1 A	50 A @ AC/DC 125 V	150	120	4,0	✓
158000.1,25	1,25 A	50 A @ AC/DC 125 V	150	90	4,6	✓
158000.1,5	1,5 A	50 A @ AC/DC 125 V	130	60	4,8	✓
158000.1,6	1,6 A	50 A @ AC/DC 125 V	130	55	4,8	✓
158000.2	2 A	50 A @ AC/DC 125 V	120	45	8,6	✓
158000.2,5	2,5 A	50 A @ AC/DC 125 V	120	30	16	✓
158000.3	3 A	50 A @ AC/DC 125 V	110	23	24	✓
158000.3,15	3,15 A	50 A @ AC/DC 125 V	100	20	24	✓
158000.3,5	3,5 A	50 A @ AC/DC 125 V	100	18	38	✓
158000.4	4 A	50 A @ AC/DC 125 V	100	15	44	✓
158000.5	5 A	50 A @ AC/DC 125 V	90	11	77	✓
158000.6,3	6,3 A	50 A @ AC/DC 125 V	80	8	130	✓
158000.7	7 A	50 A @ AC/DC 125 V	90	8	130	✓

Abmessungen
Dimensions



Empfohlene Anschlussflächen
Recommended pad layout



Type	Abk. Abbr.	Beschreibung Description
158000	-	100 Stück / pieces
	GT	1.000 Stück gegurtet / 1.000 pieces on tape
z.B./ e.g.	158000.2,5GT	