

TO-220 Heat Sinks

6021, 6221 Channel style heat sink with straight fins




FIGURE A

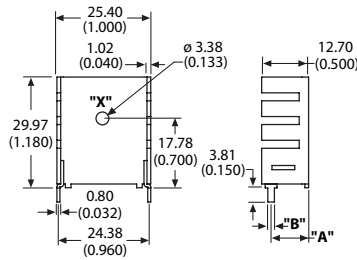
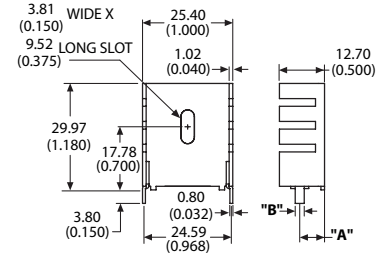
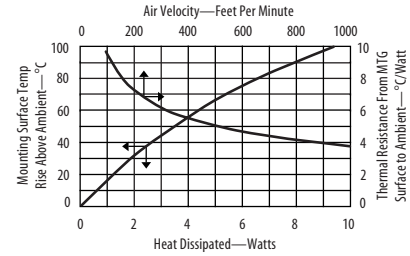


FIGURE B



Material: 1.02 (0.040) Thick Aluminum
Finish: See Table

Channel style heat sink with straight fins features integrated solderable tabs for easy mounting to the printed circuit card. Available with a single device mounting hole or slotted hole to accommodate varying device lead lengths.



ORDERING INFORMATION

Part Number	Description	Finish	Figure	Dia of PCB Plated Thru Hole for Tabs	"A" Dim	"B" Dim
6021BG	Channel heat sink with straight fins and integrated tabs	Black anodize	A	2.21 (0.087)	10.16 (0.400)	1.78 (0.070)
6021PBG	Channel heat sink with straight fins and integrated tabs	Pre-black anodize*	A	2.21 (0.087)	10.16 (0.400)	1.78 (0.070)
6221PBG	With slotted device mounting hole	Pre-black anodize*	B	3.18 (0.125)	6.99 (0.275)	2.54 (0.100)

* Edges cut during the manufacturing process will be unfinished. See page 110 for more information

POPULAR OPTIONS: 6021-___-___G

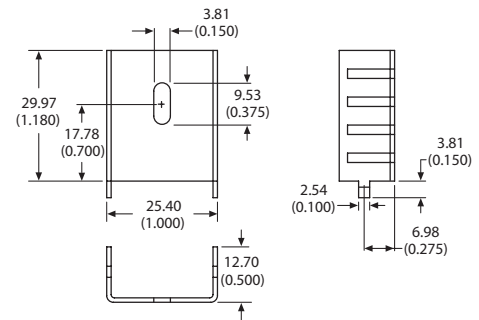
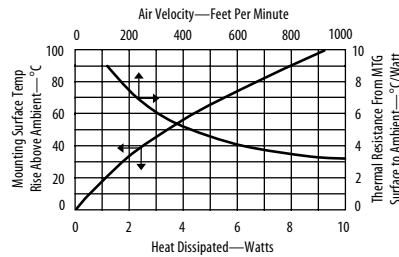
Available on the 6021 only

Base part no. A B

Position	Code	Description	Location	Details
A	B	Black anodize		
A	PB	Pre-black anodize*		
B	SF1	4-40 UNC-2A device mounting stud	Hole X	Page 96

For additional options for part 6021 see page 85

6230 Copper channel style heat sink with straight fins



Material: 0.63 (0.025) Thick Copper
Finish: Tin Plated

Copper channel style heat sink with straight fins features integrated tabs which can be twisted to attach the heat sink to the board prior to wave solder.

ORDERING INFORMATION

Part Number	Description	Dia of PCB Plated Thru Hole for Tabs
6230DG	Channel heat sink with straight fins and integrated tabs	3.00 (0.118)