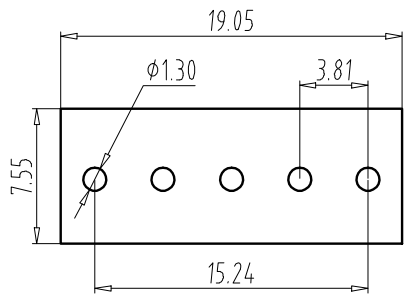
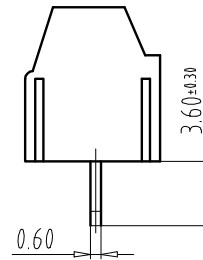
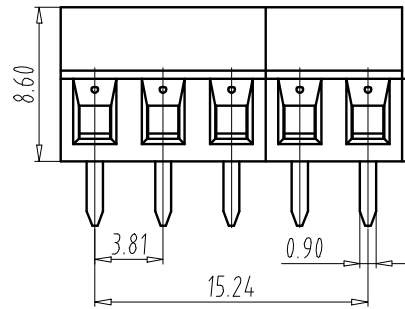
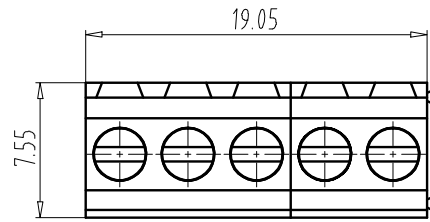


FILE: 2021-D01\UL0

REV	E.C.N NO.	CONTENT	CHK	DATE



PCB layout

NOTES1:

- UL Standard
 1.Rating voltage/current: 300V/10A
 2.Torque value: M2, 1.77Lb.in
 3.Wire range: 16-28AWG
 IEC Standard
 1.Rating voltage/current: 130V/10.5A
 2.Torque value: M2, 0.2Nm
 3.wire range: 1.5mm²

NOTES2:

- 1.Housing(2P) : PA66(UL94V-0)
 2.Housing(3P) : PA66(UL94V-0)
 3.Cage: Brass(Ni Plated)
 4.Solder Pin: Brass(Sn Plated)
 5.Screw: Steel(Zn Plated)

NOTES3:

- 1.Pitch: 3.81mm Poles: 05P
 2.Operating temperature: -40℃~+105℃
 3.RoHS Compliance

How to order

ULO-TB17 - 381/3.81 - 05P - 4 0 0 0A

Certificate Series NO. Factory Code poles Customer requirements

- color:
 1:Grey 6:Red
 2:Blue 7:transparent
 3:Black 8:Yellow
 4:Green 9:White
 5:Orange

Total Pitch Tolerances in mm										Nominal dimension range in mm										⊥	=	-	//	
over	over	over	over	over	over	over	over	over	over	over	over	over	over	over	over	over	over	over	over	over	over	over	over	
0	30	53	70	90	115	150	200	250	320	0	30	53	70	90	115	150	200	250	320	10	all	0	100	150
±0.18	±0.20	±0.25	±0.3	±0.35	±0.44	±0.55	±0.70	±0.75	±0.20	±0.25	±0.30	±0.35	±0.44	±0.55	±0.70	±0.80	±0.90	0.2	0.3	0.3	0.2	0.3	0.5	

ITEM	NAME OF PART	NO. OF PART	Q'TY	MATERIAL	NOTE
DWG.	CKK	DATE	2022.06.29	UNITS	MM
CHK.	DATE	SCALE	1:1	SHEET/OF	A4
APP.	DATE	NAME		ULO-TB17-381/3.81-05P-4000A	
NINGBO ULO ELECTRONICS CO.,LTD. 宁波欧路电子有限公司				DWGNO.	UL0TB42Y000A