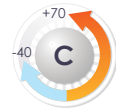


# ARTS-3250

Fanless Train PC with Intel® Atom™ Processor D2550



## Features

- **Fanless and Rugged Design**
- M12 Connector for DC Power Input with Isolated Protection
- Isolated RS-232/485 and GPIO
- Outside Accessible CFast and SIM Slot supported
- Optional Wi-Fi or HSUPA Wireless Connection supported
- Power on/off Delay Control
- Compliant with EN50155
- Intel® SSD compatible

System	
CPU	Soldered onboard Intel® Atom™ Processor D2550 1.86GHz
Memory	1 x 204-pin SO-DIMM sockets, supporting DDR3 800/1066 MHz, up to 4GB SDRAM
Chipset	Intel® NM10
Graphics	Integrated Intel® HD Graphics 3650
SATA	1 x Serial ATA ports with 300MB/s HDD transfer rate
Connectivity	802.11 b/g/n Wireless LAN Mini-card (optional) HSUPA (3.75G) Mini-card (optional)
LAN Chipset	Intel® 82583V GbE controller
Watchdog Timer	1~255 levels reset
I/O	
Serial Port	1 x RS-232/485 port w/ DB-9 connector, rear side, isolated protection 3 x RS-485 ports with M8-female 3P connectors, rear side, IP67, isolated protection
USB Port	2 x USB 2.0 ports type A connector, front side 2 x M8-female 4P connector, IP67, rear side
LAN	1 x RJ-45 port for GbE, front side 2 x M12-Female 8P connectors, IP67 for Gigabit Ethernet, rear side, support WOL
Video Port	1 x DVI-I Female connector with DVI-D and VGA output
Digital I/O	1 x 10-bit digital I/O, 6-in/4-out w/ DB-15 female connector, 2KV isolated protection
Antenna	4 x SMA-Female connectors' holes for external antennas
Audio	1 x M12-Female 8P connector, IP67 for Mic-in & Line-out (2W pre-amplified)
Expansion Bus	1 x Mini-PCIe slot for optional Wi-Fi/GPS module 1 x Mini-PCIe slot interconnected with SIM card socket for optional HSUPA/LTE module 1 x SIM socket (outside accessible)

Environmental	
Operating Temp.	-40 ~ 70°C (-40 ~158°F ), ambient w/ air flow, EN50155-TX
Storage Temp.	-40 ~ 80°C (-40 ~ 185°F)
Relative Humidity	5 ~ 95% @ 70°C (non-condensing)
Damp heat	55°C, 95% RH (non-operating, EN 50155-10.2.5)
Vibration	EN61373 Category 1 Class B
Shock	EN61373 Category 1 Class B

Qualification	
Certification	CE, FCC Class A, Compliant with EN50155

Power Requirement	
Power Input	DC 9~36V input, w/ M12 connector, 2KV isolated protection
Power Consumption	Max. 50W
Power Management	Power on/off delay controlled by software

Storage	
Type	1 x 2.5" drive bay for SATA SSD or 1 x SATA port for SATA DOM 1 x outside accessible CFast socket with protection cover

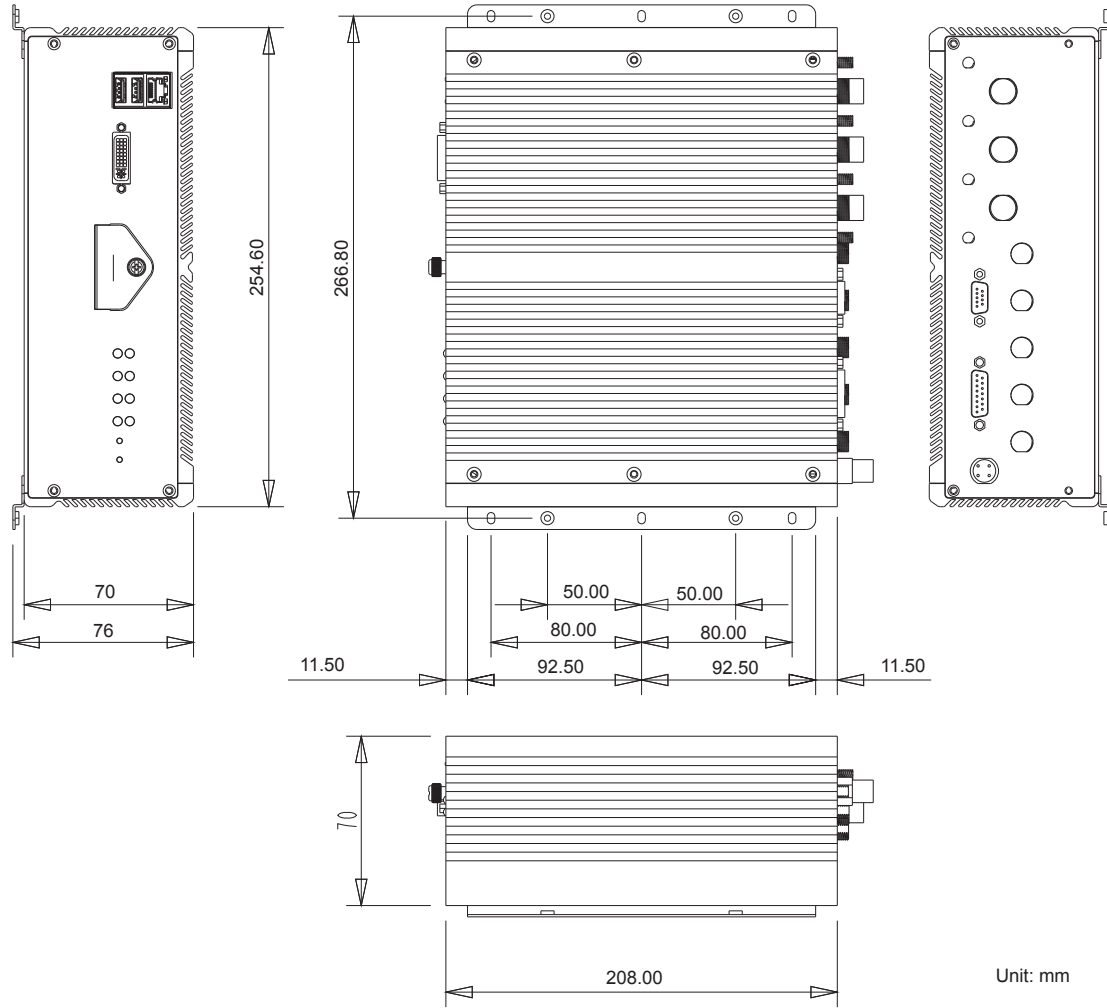
Mechanical	
Construction	Aluminum alloy
Mounting	Wall-mount
Weight	4.3 kg (9.47 lb)
Dimensions (W x H x D)	254.6 x 70 x 208 mm (9.99" x 2.75" x 8.18")

OS Support	
XPe / WS7E / W7 Pro / Linux (Kernel 2.6X)	








Ordering Information	
ARTS-3250	Train PC barebone system w/ Intel® Atom™ Processor D2550, w/o storage device and memory



# Dimensions



## Optional Configuration (CTOS\* Kit)

80 GB SSD	Intel® 2.5" 80GB SATAIII SSD kit	
MM-3I-4G	Industrial-grade DDR3-1333 4GB SDRAM	
MM-3I-8G	Industrial-grade DDR3-1600 8GB SDRAM	
WiFi-AT2350	Atheros AR9462 Wi-Fi module w/ 20cm & 30cm internal wires	
HSUPA-1450	HSUPA 3.75G module kit w/ 25cm internal wiring	
GPS-mPCIe Kit	LOCOSYS GPS Kit w/ IPEX-SMA cable	
ANT-D11	1 x Wi-Fi dual-band 2.4G/5G antenna	
ANT-H11	1 x 2dBi HSUPA antenna	
ANT-G11	GPS Wireless antenna Kit	

\*CTOS means Configure-to-Order Service.