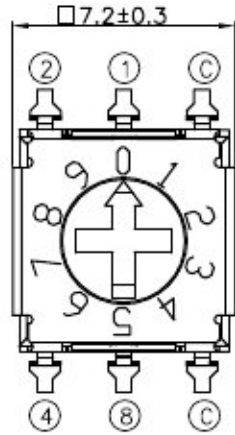
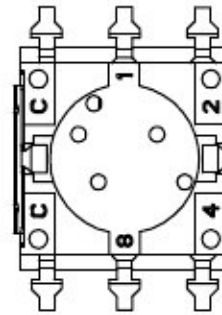
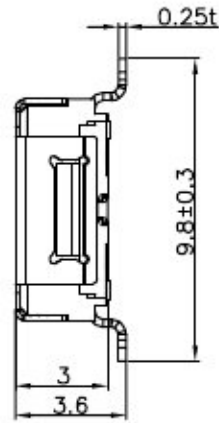


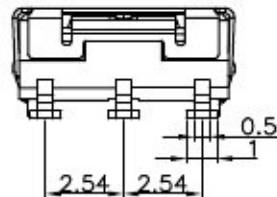
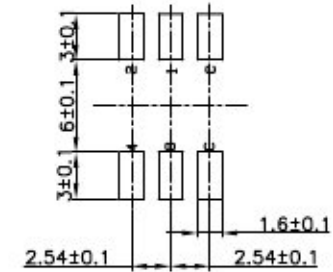
ERD710AM06Z/ERD710BM06Z(Top Adjust, Surface Mounting Type)



Pin out No.



P.C.B LAYOUT



PIN NO	POSITION															
	0	1	2	3	4	5	6	7	8	9	A	B	C	D	E	F
1	○	●	○	●	○	●	○	●	○	●	○	●	○	●	○	●
2	○	○	○	○	○	○	○	○	○	○	○	○	○	○	○	○
4	○	○	○	○	○	○	○	○	○	○	○	○	○	○	○	○
8	○	○	○	○	○	○	○	○	○	○	○	○	○	○	○	○

● Real Code Rotor color : orange
○ Complementary Code Rotor color : green

Remark: 1. Soldering temperature: MAX 260°C for 5 seconds
2. RoHS compliant
3. Unit package: 70 pcs per IC tube

		PACKING	70 pcs./per IC tube	
PART NUMBER	POSITION	CODE	ROTOR COLOR	
ERD710AM06Z	10	REAL	Orange	
ERD710BM06Z	10	COMPLEMENT	Green	

				NORMAL TOLERANCE		PART NUMBER	ERD710AM06Z		UNIT	MM(INCH)		PART NAME	ERD7		
				RANGE	TOLERANCE	MATERIAL		SCALE		TYPE		3:3(AM06Z&BM06Z)			
				0 - 1	±0.1										
				1 - 4	±0.3										
				4 - 16	±0.5										
				16 - 63	±0.8										
				63 - 250	±1										
NO.	DETAILS			ALTERED BY	DATE	CHECK	Gary. Guo	DESIGN	P. C. L	DRAWN	P. C. L	QUANTITY	-----	FILE NAME	7187102M06ZA.DWG
												PROCESSING	-----	ASSEMBLY NUMBER	-----
												PROJECTION		SURFACE TREATMENT	-----