

Material & Finish :

* Insulation: Nylon 66

* Contact: Brass

△ Circuit Pattern Schedule:
See Drawing No: CP0111S*

Ordering Code:

CP-01 4 ** 1 * 0
① ② ③ ④ ⑤ ⑥

① Series No.

② Type of Connector:
4- Right angle PCB mount header

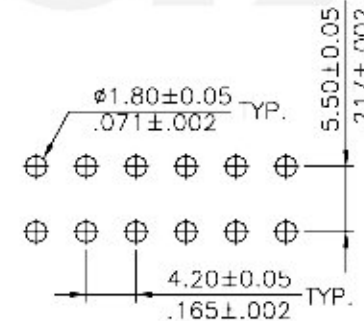
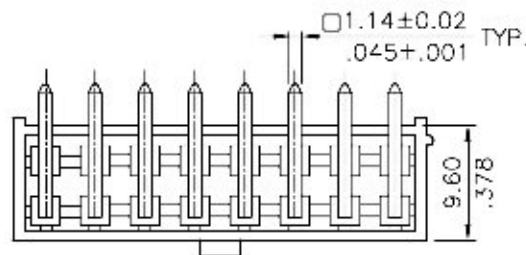
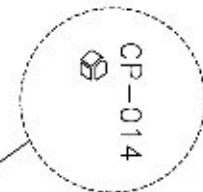
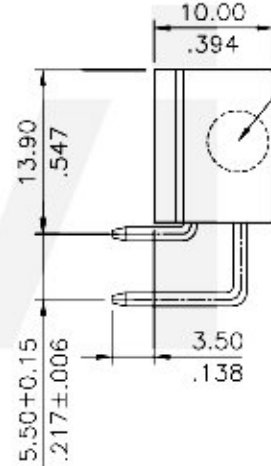
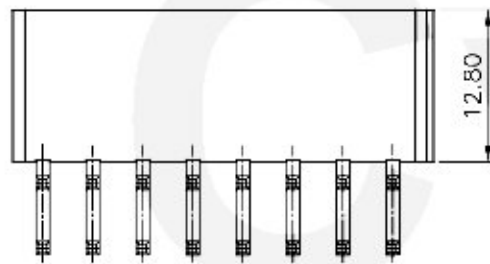
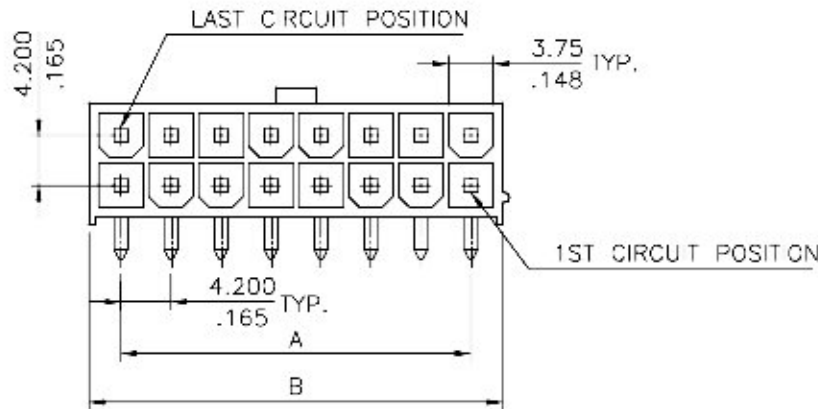
③ No of Circuits:

△④ Plating Code: 1= Tin plated over Nickel
2= Gold flash plated over
0.76μm(30μ") Nickel
3= 0.38μm(15μ") Gold plated
over 1.27μm(50μ") Nickel

⑤ Variation:

1= UL 94V-2, Without: mounting ears
3= UL 94V-0, Without: mounting ears

⑥ Option: 0= Color Nature (Standard)
1= Color Black



Recommended P.C. Board Layout

△					DATE	UNIT: mm / inch	TITLE: RIGHT ANGLE HEADER	瀚荃股份有限公司 CviLux Corporation					
△							CP-01 POWER CONNECTOR						
△	SANCY	2/20/06	ECN06054		DRAWN BY:	Sandy	02/20-06	MATERIAL:					
△					ENGINEER:	Eisley	02/20-06				DRAWING NO. CP0107SI PART NO. CP-014***1* CP-014***3*		
△	SUN	1/15/04	FCN04025		CHECKED BY:	Alex	02/20-06						
SYM	NAME	DATE	REVISIONS	APPROVED BY:	Alex	02/20-06	SCA.F	2 / 1	SHEET	1 OF 1			