# 111 Series
## .D. 2.0mm(0.079") Futurebus(+)4 Rows Male
## ight Angle Type

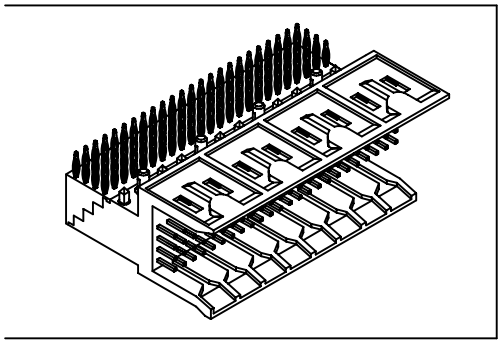

### Material:
**Housing:** Liquid Crystal Polymer(LCP) UL94V-0.
**Contacts:** Brass.

### Electrical Characteristics:
**Current Rating:** 1 AMP.
**Dielectric Withstanding Voltage:** AC 1000V For 1 minute.
**Insulator Resistance:** 1000MΩmin. at DC 500V.
**Contact Resistance:** 30mΩmax. at DC 100mA.
**Operating Temperature:** -65°C ~ +125°C.

### Features:
2mm high density futurebus+ female right angle press fit type.
Available pin count from 24 ~ 192.
Push-Fit peg.
Solderless working environment.

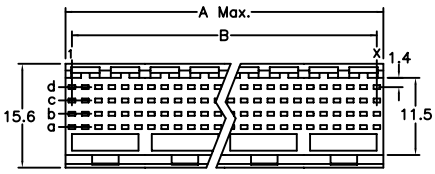


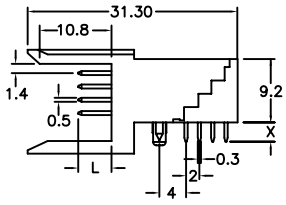


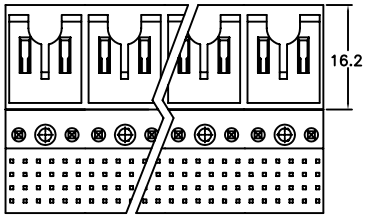

Dip Type

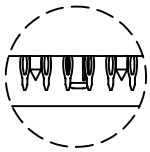

Press Fit Type

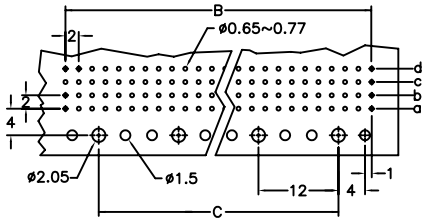


P.C. Board Layout

| | | | |
|---|---|---|---|
| Contact Length (L) | A | 5.00 | |
| | B | 5.75 | |
| | E | 6.50 | |
| | F | 7.25 | |
| | H | 8.00 | |
| Dip Length (X) | 1 | 2 | |
| | 2.90 | 3.53 | |
| Position | Dimension | | |
| | A | B | C |
| 24 | 11.95 | 10 | |
| 48 | 23.95 | 22 | 12 |
| 72 | 35.95 | 34 | 24 |
| 96 | 47.95 | 46 | 36 |
| 120 | 59.95 | 58 | 48 |
| 144 | 69.95 | 70 | 60 |
| 168 | 83.95 | 82 | 72 |
| 192 | 95.95 | 94 | 84 |

## Ordering information

| 9111- | 4 | 5 | 24 | A | 1 | C | 10 | D | U |
|---|---|---|---|---|---|---|---|---|---|
| Series | 4: 4Rows | 5: Male Signal | Position | A: A ~ H Contact Length | 1: Dip Length<br>2: Dip Length | C: Dip Tin<br>Contact Gold<br>G: Gold | 10: 10μ″<br>30: 30μ″ | D: Dip Type<br>P: Press Fit Type | U: Tube Package |