

AX61222TP/AX61220TP


2U Compact Rackmount Chassis

Features


- 2U rackmount design in depth of 450 mm (AX61222TP)/ 475 mm (AX61220TP)
- PICMG SBC structure with 5 free slots for expansion
- Front-accessible one 5.25" HDD drive bay, one slim-line CD-ROM, one 3.5" HDD drive bay, and one internal HDD drive bay



ATX6022/6VP4 backplane (up to 4 x PCI, 1 x ISA, 1 x PICMG)




▲ Top view



Removable fan filter on the front panel



Flexible combination of drive bays for removable HDD CD-ROM, FDD, tape drive and hidden HDDs



Optional hot-swap redundant power supply (only for AX61220TP)

Specifications

Standard Color	Black
Construction	Heavy-duty steel
Drive Capacity	Exposed 1 x slim-line CD-ROM; 1 x 3.5" HDD drive bay; 1 x 5.25" HDD drive bay; internal 1 x 3.5" HDD drive bay
Cooling	2 x 8 cm ball-bearing fans (42.5 CFM/each) with a removable filter
Front Panel Indicators	Power on/off; HDD
Front Panel Controls	1 x power on/off, 1 x system reset
Front Panel Connectors	2 x USB ; 1 x PS/2 6-pin
Pre-punched Panel	Rear: 1 x 9-pin
System Board	PICMG 1.0 & PICMG 1.3 SBCs

Expansion Interface	ATX6022/6VP4 or FAB105-V1 or FAB205
Operating Temperature	0° ~ +40°C (+32°F ~ +104°F)
RangeDimensions	481.4 mm (18.95") (W) x 450 mm (17.7") (D) x 88.9 mm (3.5") (H) (AX61222TP) 481.4 mm (18.95") (W) x 475 mm (18.7") (D) x 88.9 mm (3.5") (H) (AX61220TP)
Weight (net/gross)	8.22 kg (18.12 lb)/10.26 kg (22.62 lb) (AX61222TP) 8.6 kg (18.96 lb)/12.02 kg (26.49 lb) (AX61220TP)

Power Supply Specifications

Items	Watt	Input	Specifications		MTBF
			Output		
PS300-HRP	ATX 300WHRP (PFC)	AC 90-264V (Auto)	+5V @ 25A +12V @ 16A -5V @ 0.5A -12V @ 0.5A +3.3V @ 18A +5VSB @ 2A		100,000 hours
PS302-XP2	ATX 300W (PFC)	AC 100-240V (Auto)	+5V @ 16A +12V @ 17A -12V1 @ 0.7A +3.3V @ 19A +5VSB @ 2.5A +12V2 @ 17A		100,000 hours
PS400-XP2	ATX 400W (PFC)	AC 90-264V (Auto)	+5V @ 20A +12V1 @ 16A +12V2 @ 16A -12 @ 0.5A +3.3 @ 20A +5VSB @ 2.5A		100,000 hours
PS500-XP2	ATX 500W (PFC)	AC 90-264V (Auto)	+5V @ 24A +12V @ 34A +12V1 @ 17A +12V2 @ 17A -12 @ 0.8A +3.3 @ 24A +5VSB @ 2.5A		100,000 hours
PS400-HRP	ATX 400W HRP (PFC)	AC 90-264V (Auto)	+5V @ 35A +12V @ 28A -5V @ 0.5A -12 @ 1.2A +3.3 @ 25A +5VSB @ 2A		100,000 hours
PS501-HRP	ATX 500W HRP (PFC)	AC 90-264V (Auto)	+5V @ 25A +12V @ 41A -12 @ 0.8A +3.3 @ 25A +5VSB @ 3.5A		100,000 hours

Ordering Information

AX61222TP(AX61220TP)/300	With ATX 300W power supply
AX61222TP(AX61220TP)/400	With ATX 400W power supply
AX61222TP(AX61220TP)/500	With ATX 500W power supply

*Specifications and certifications are based on options and may vary.

Optional Items

AX61220TP
 ATX500W redundant power supply with PFC
 ATX300W redundant power supply with PFC
 ATX400W redundant power supply with PFC

Backplane Options

PICMG 1.0

Models	Slots per Segment (ISA/PCI/PCIe/CPU)	Segment
ATX6022/6VP4	1/4/0/1	Single

PICMG 1.3

Models	Slots per Segment (ISA/PCI/PCIe/CPU)	Segment
FAB105-V1	0/3/1/1	Single
FAB205	0/5/0/1	Single
FAB210	0/2/3/1	Single

Dimensions

