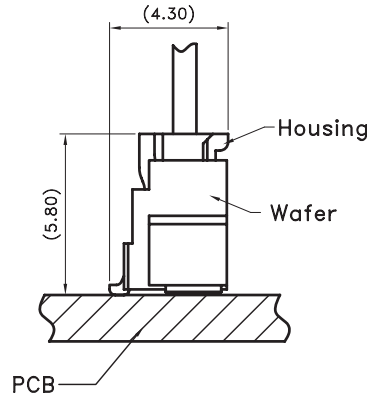
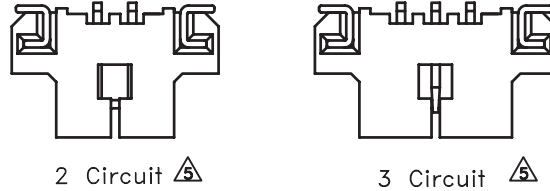
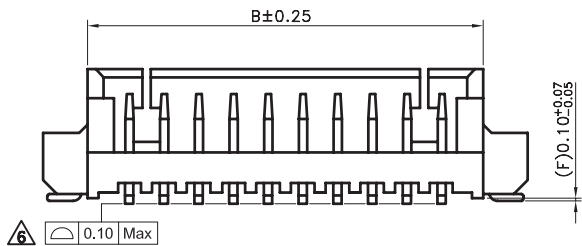
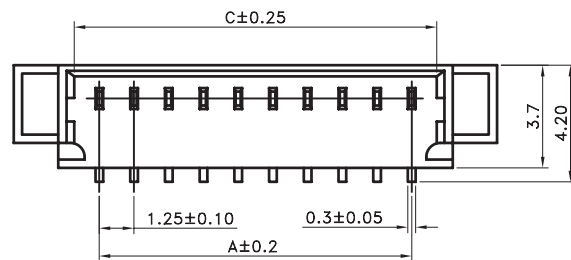
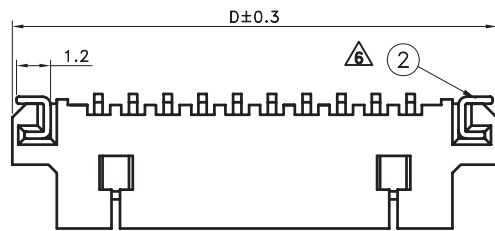
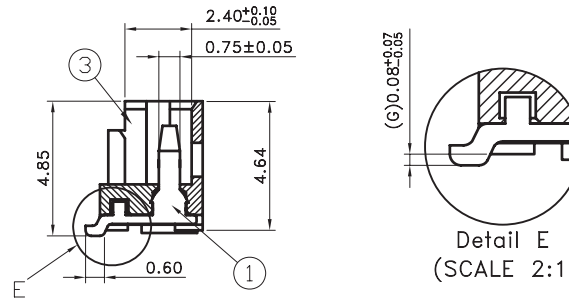


△ Recommended PCB Layout



△ Asemble state



△ ■ SPECIFICATIONS

- Current Rating : 1A AC/DC
- Withstanding Voltage : 250V AC /minute
- Insulation Resistance : 100MΩ min
- Temperature Range : - 40℃ to + 85℃
- Contact Resistance : 20mΩ max

■ WAFER

- △ Part No. : JS-1147V-XX(XXXX)-XX

Code No. :

① Poles No. : 02~15

② Base Material :

Blank : Nylon 46 UL94V-0, Color : Nature

9T : Nylon 9T UL94V-0, Color : Nature

△ HF : Nylon 6T/66 UL94V-0, Color : Black

③ Plated :

Blank : Tin Plated

NM : Matte-Tin Plated

G : Gold Flash

G1 : Gold 5u"

△ ④ Blank : Normal

NH : Non-Halogen

• Material :

1. Contact : Brass

2. Solder Nail : Brass

3. Base : Refer the above options

• Q' ty : 1,000 pcs./Tape & Reel

Poles	Dimensions (mm)			
	A	B	C	D
2	1.25	4.25	3.05	7.65
3	2.50	5.50	4.30	8.90
4	3.75	6.75	5.55	10.15
5	5.00	8.00	6.80	11.40
6	6.25	9.25	8.05	12.65
7	7.50	10.50	9.30	13.90
8	8.75	11.75	10.55	15.15
9	10.00	13.00	11.80	16.40
10	11.25	14.25	13.05	17.65
11	12.50	15.50	14.30	18.90
12	13.75	16.75	15.55	20.15
13	15.00	18.00	16.80	21.40
14	16.25	19.25	18.05	22.65
15	17.50	20.50	19.30	23.90

喬訊電子工業股份有限公司  
CHYAO SHIUNN  
ELECTRONIC INDUSTRIAL LTD.

PART NO JS-1147V-XX(XXXX)-XX

1.25mm WIRE TO BOARD CONNECTOR, SMT & STRAIGHT

APPROVED BY	SCALE	UNIT	TOLERANCE	LTR	REVISION RECORD	NAME	DATE	LTR	REVISION RECORD	NAME	DATE
張育瑞		mm	.0 ±0.30	△	變更原因遺失	----	-----	△	增加NH選項	林謙豪	2012/06/07
CHECKED BY	PROJ	VER NO.	.00 ±0.20	△	增加LAYOUT尺寸；修改耐電壓	余秀麗	2005/09/02	△			
黃科源		a8	.000 ±0.10	△	修改圖面內容	黃科源	2008/06/11	△			
DRAWN BY	DATE	SIZE	ANGLE	△	修改尺寸列表	黃科源	2008/08/19		CUSTOMER		
林謙豪	2012/06/07	A4	0° ±1°	△	新增2P & 3P產品示意圖	黃科源	2008/11/03				
			.0° ±	△	圖面合併並移除額定電壓	林豐盛	2011/03/18		Conforms to The RoHS Instruction		
			SHEET 1/1	△	修改PPA敘述為6T/66	王誠賢	2012/05/29				