

PCB Connector


Pitch=4.20mm TYPE

Electrical Specification:

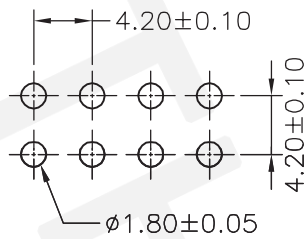
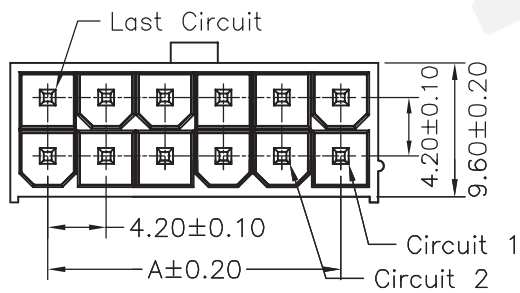
Rated Voltage: 300V AC/DC
 Rated Current: 9A
 Contact Resistance: 0.015Ω max
 Insulation Resistance: 1000MΩ min
 Withstand voltage: 1500V AC/MIN
 Temperature range for usage : -40°C~+105°C

Material:

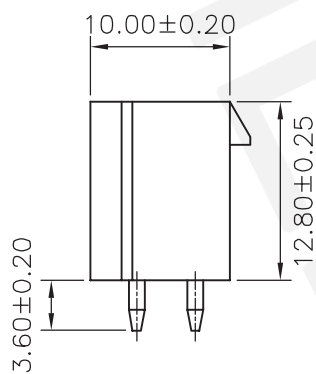
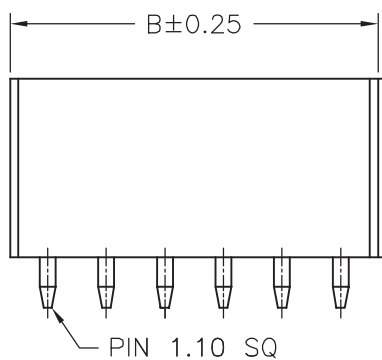
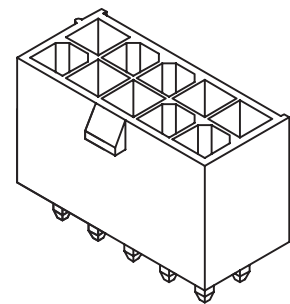
Housing: PA66 (PA66) UL94V-2
 Contacts: Brass
 Plating: Tin 50u" over 100u" nickel
 Wire range : AWG#30~#22



Double layer Straight pin



P.C.B LAYOUT



| PART NO. | Dimensions | |
|----------|------------|-------|
| | A | B |
| 2X01 | --- | 5.40 |
| 2X02 | 4.20 | 9.60 |
| 2X03 | 8.40 | 13.80 |
| 2X04 | 12.60 | 18.00 |
| 2X05 | 16.80 | 22.20 |
| 2X06 | 21.00 | 26.40 |
| 2X07 | 25.20 | 30.60 |
| 2X08 | 29.40 | 34.80 |
| 2X09 | 33.60 | 39.00 |
| 2X10 | 37.80 | 43.20 |
| 2X11 | 42.00 | 47.40 |
| 2X12 | 46.20 | 51.60 |